

EPC Release Notes

12.3.2 — Last update: May 28, 2021

Interfacing Technologies Corporation

Table of Contents

Release notes 12.3.2	1
Disclaimer	2
.....	3
Resolved Issues in Service Pack 12.3.2	4
Resolved Issues in Service Pack 12.3.1	9
WHAT’S NEW IN 12.3.....	19
Assignment & Justification Type	20
Custom Flowchart	22
UDA Export and Import To with Excel	24
Process Map Image Capturing	25
FEATURE ENHANCEMENTS OVERVIEW.....	26
Additional Business Objects Associations	27
Swimlane Supports Copy/Paste Across Process Maps.....	28
Print Page Break by User Preference	30
Action Widgets to To Do Module	31
Configure Reminder Interval	32
Toggle Option to Publish After Importing.....	33
Process Book Automatic Width Adjustment.....	35
Object Copy Retains Endorsement, Approval, Change Request & Implementer Attributes	37
Move Objects in the Glossary Module	40
FIXED ISSUES.....	42
Issue list 12.3.....	43
KNOWN ISSUES	45
Known Issue List 12.3	46

Release notes 12.3.2

Disclaimer

This document, as well as the software described in it, is furnished under license and may be used or copied only in accordance with the terms of such license. The content of this document is provided for informational use only, and due to product development, this information is subject to change without notice, and should not be construed as a commitment by Interfacing Technologies Corporation.

Interfacing Technologies Corporation assumes no responsibility or liability for any errors or inaccuracies that may appear in this documentation. Except as permitted by such license, no part of this publication may be reproduced, stored in a retrieval system, or transmitted, in any form or by any means, electronic, mechanical, recording, or otherwise, without prior written permission of Interfacing Technologies Corporation.

The Interfacing Technologies logo and the Enterprise Process Center® logo are trademarks of Interfacing Technologies Corporation. Many of the designations used by manufacturers and sellers to distinguish their products are claimed as trademarks.

Interfacing Technologies has made every effort to supply trademark information about manufacturers and their products mentioned in this publication. For the most up to date list, please refer to the Enterprise Process Center Online Help.

Copyright © 2020 Interfacing Technologies Corporation. All rights reserved.

Resolved Issues in Service Pack 12.3.2

Graph improvements

Graph layout

Graph layout of a unique published version and latest version keeps the same data. It no longer changes the name to none or auto-highlights the objects.

Also, in the graph auto- layout the alignment of the annotations has been corrected by integrating the following graph improvements :

1. **Manually Saved locations** inputs/outputs and annotations will maintain current locations and data.
2. **Auto-laid** out materials and annotations will automatically improve location on upgrade.
3. Removing extra paddings in label rectangles and excluding “X” button from the annotation box, improving clarity in graph content.
4. Removing minimum length on edge labels and the gap between Gateway & edge after rerouting.
5. Edge labels are closer to edges after Auto-Layout.
6. Reseting Edge labels to stay close to edges while moving shapes: the annotations are moving with the arrow in the graph and the text don’t overlap.
7. The annotation text is wrapped upon *Enter* or *Click-off* instead upon *Save*. As result, the annotation text layout will be more accurate while editing the Graph. Avoiding annotation layout changes, after saving the edits.
8. IPL overlap is fixed
9. The Analysis icons for unchanged data are removed on upgrade

Additionally, compare graphs option has been improved and all the information displayed now is correct. Graph no longer misplaces material annotation. The shapes are copied and they are no longer empty.

New/Edit Maps : Mapping and auto-layout enhancements always available. Re-run auto-layout to optimize the location of the shapes & inputs.

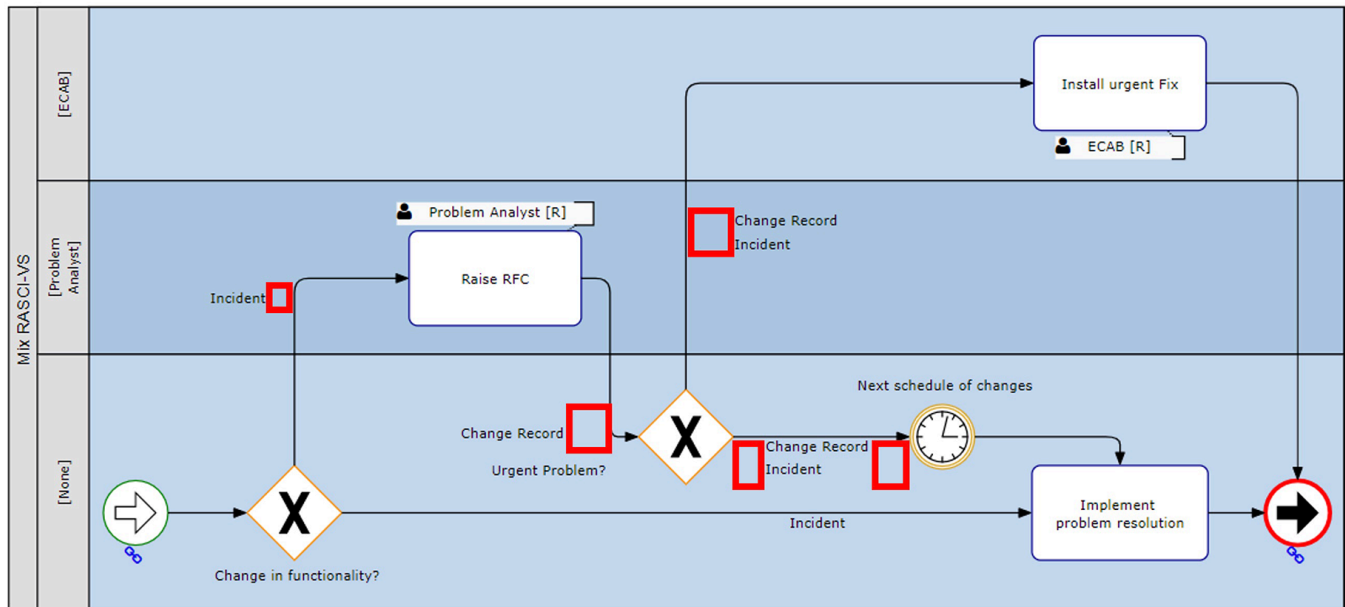
TIPS & TRICKS: A good way to validate if you want to optimize your current map with the latest auto-layout features is to run auto-layout in view mode (not edit mode). If you are happy with the new layout, then select EDIT and run auto-layout in edit mode & save your changes.



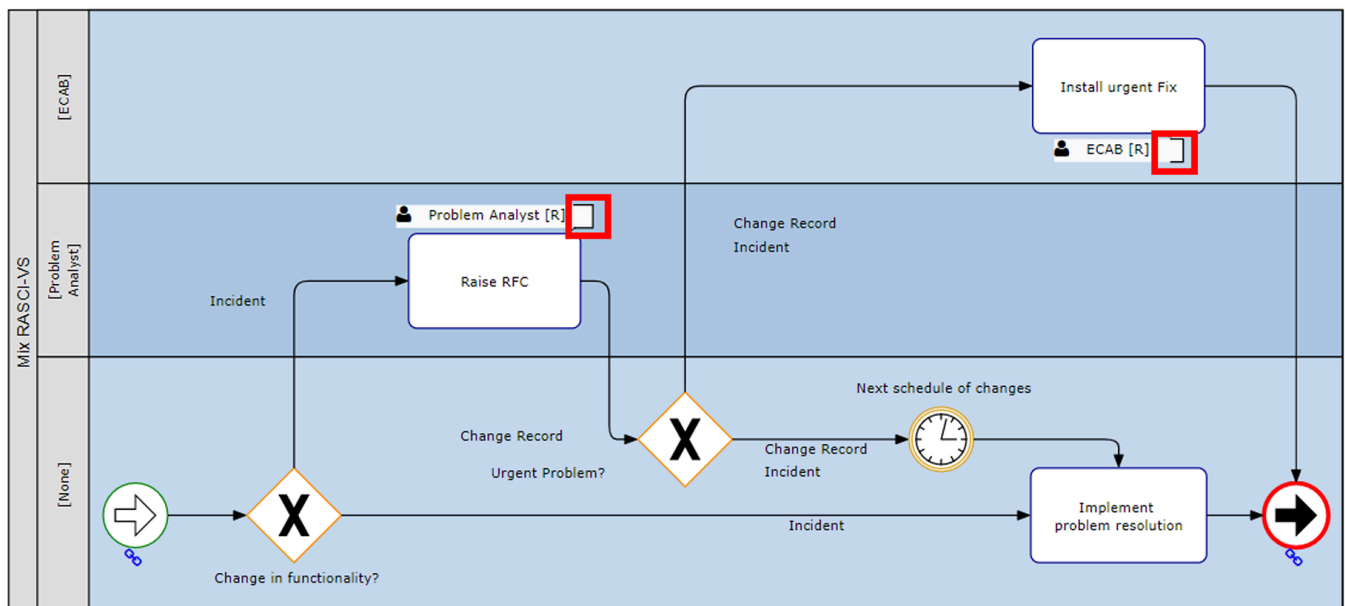
Note: No auto-layout algorithm is perfect – we always recommend you to review and manually optimize the layout after auto-layout.

Graph layout improvements overview

Auto-Layout BEFORE (Input/Output)

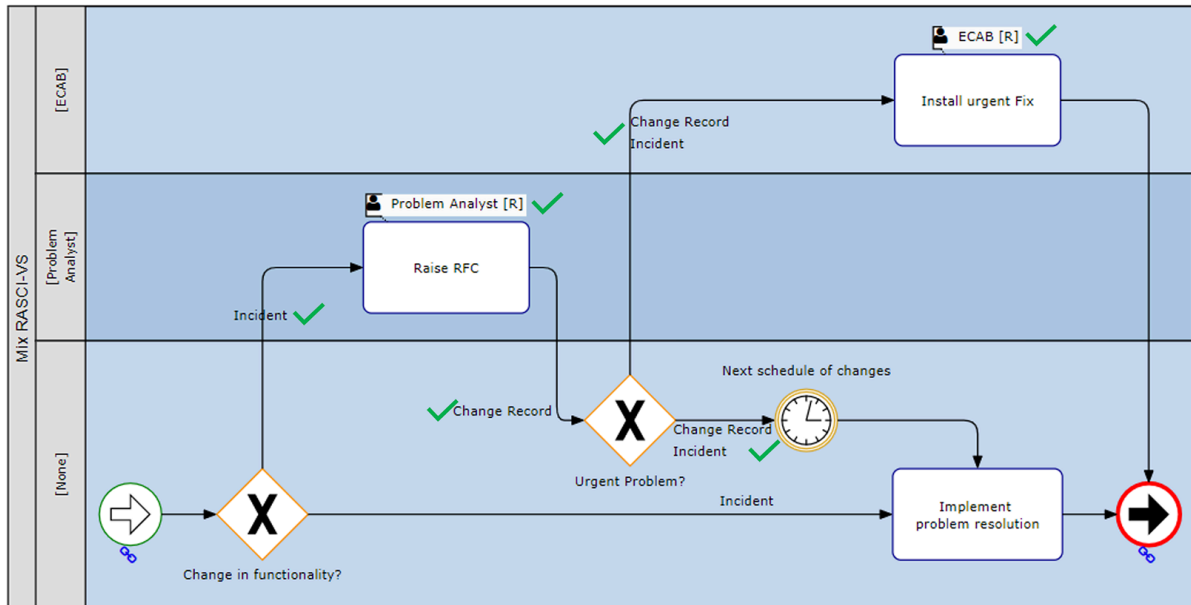
4 Resolution

Annotation Size BEFORE

4 Resolution

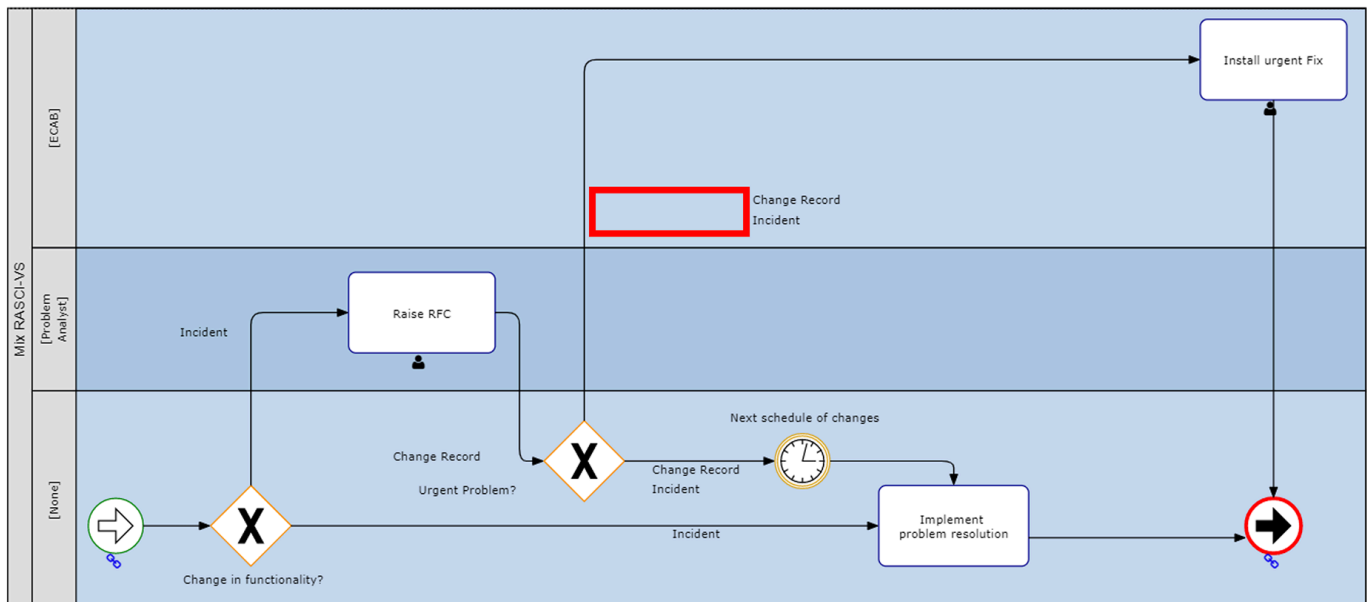
Input/Output Auto-Layout & Annotation Size AFTER

4 Resolution



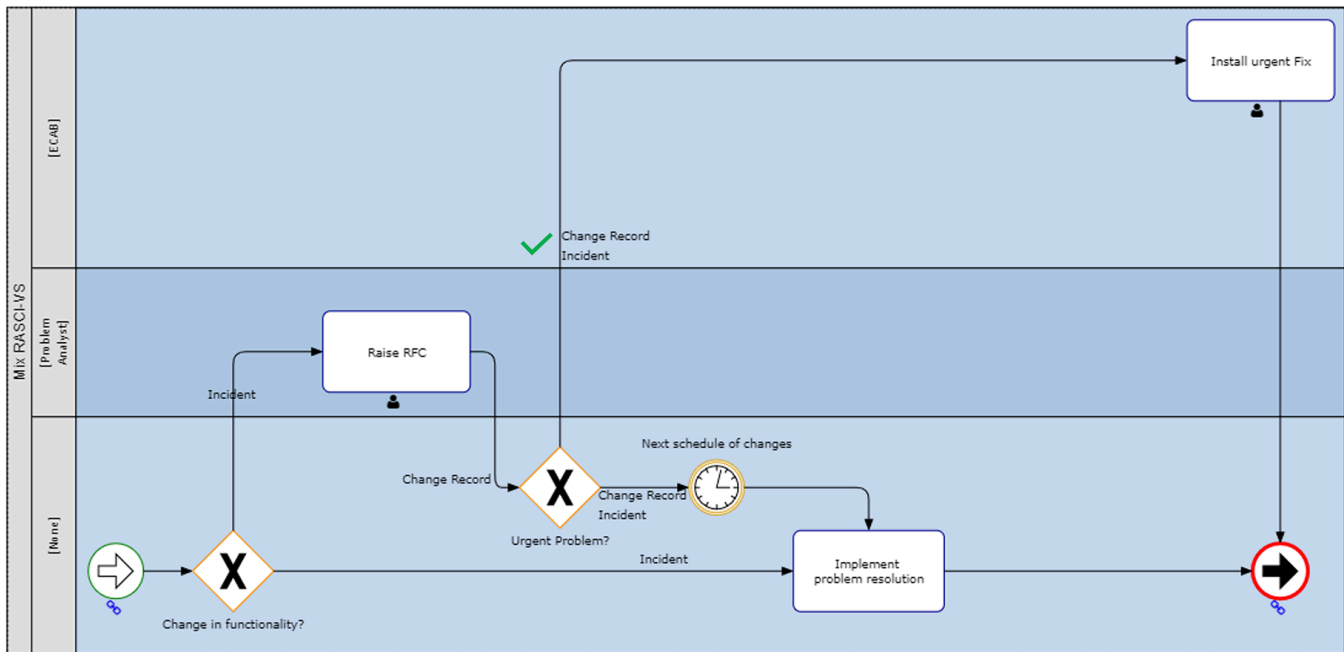
Input/Output during Mapping BEFORE

Transition with edge



Input/Output during Mapping AFTER

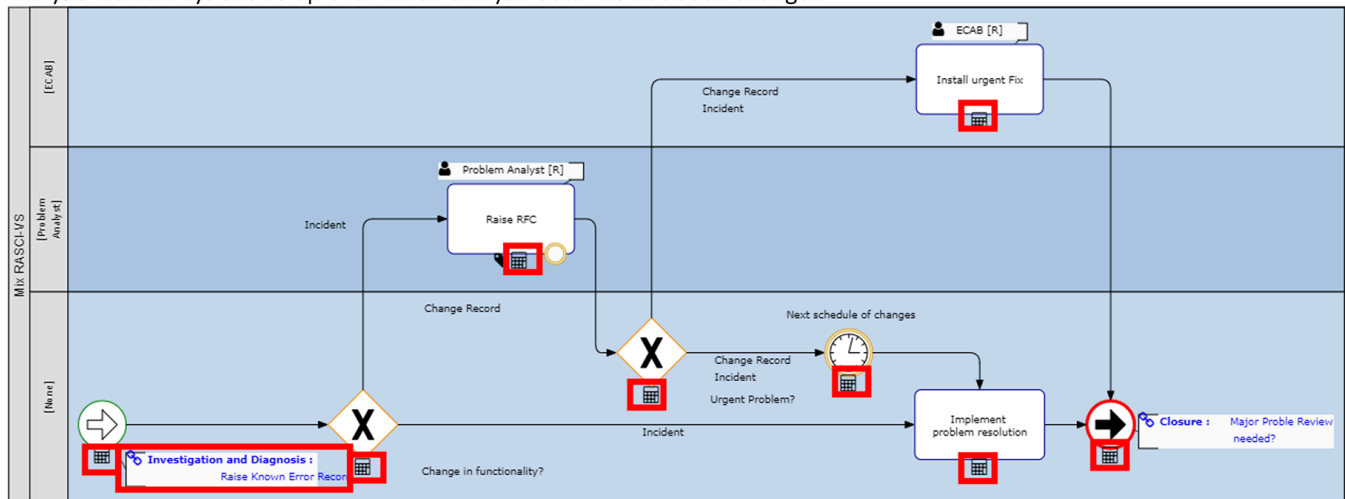
Transition with edge



IPL & Analysis ICON BEFORE

IPL Text extends beyond the edge of the annotation box

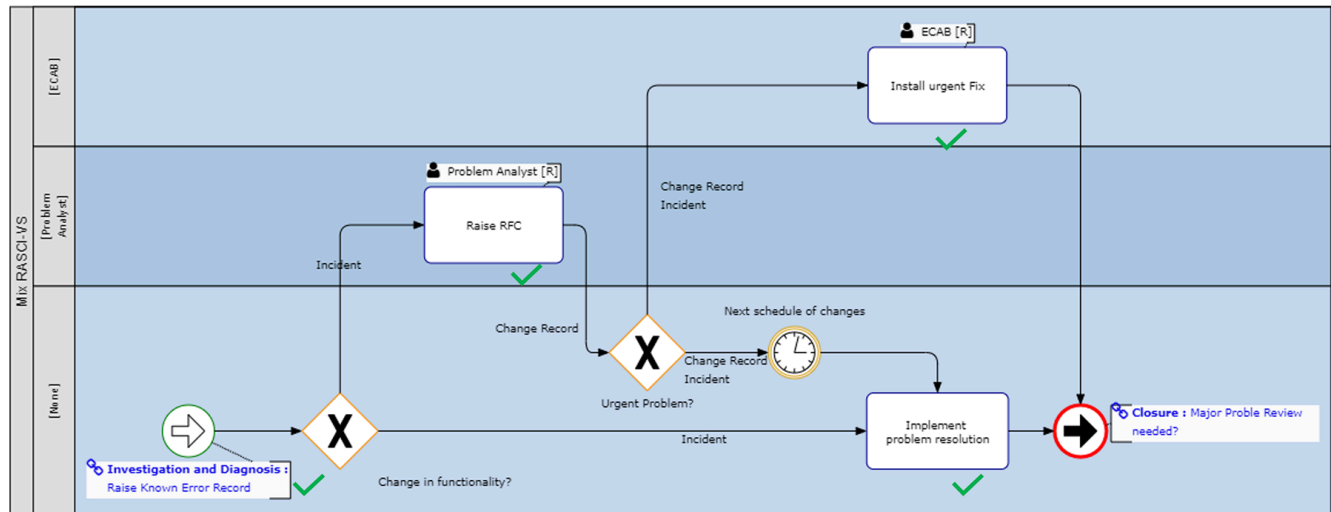
Analysis Icon always shows up even when analysis data has not been changed



IPL & Analysis ICON AFTER

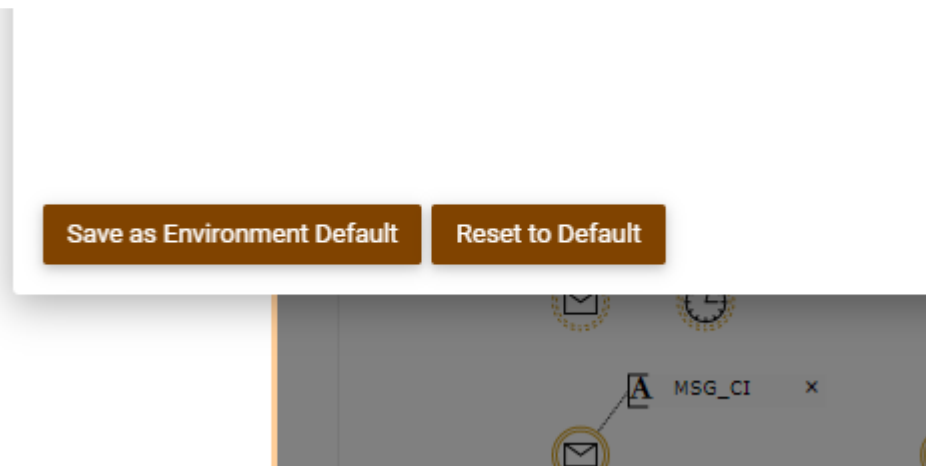
IPL Text all in Box & Reduced Width (extra padding removed)

Analysis Icon Only shows up when there is data



Map Options

In Open button menu, the gear button now offers “Save as Environment Default” in Map Options and assets are no longer repeated.




Save as Environment Default button

Resolved Issues in Service Pack 12.3.1

Improvement requests

Security

In the previous version, some users with permission encounter problems viewing Folders or Sets when Copying or Moving as is shown in the image below.



This issue has been resolved, now users can see the tree when moving and copying.

Select a Parent ×

Type to Search

3.0 Market and Sell Products and Services	+
4.0 Deliver Products and Services	+
6.0 Develop and Manage Human Capital	+
[fr] Imported Document Set	+
[fr] Imported Document Set	+
[fr] Imported Document Set	+
[fr] Imported Document Set	+
Default Document Set	+
Default template set	+

CancelMove

Import Excel

When importing an Excel document to create a process, multiple unexpected objects of association (Ex: Roles, assets, document) were created.

LIST

GRAPH

DETAILS

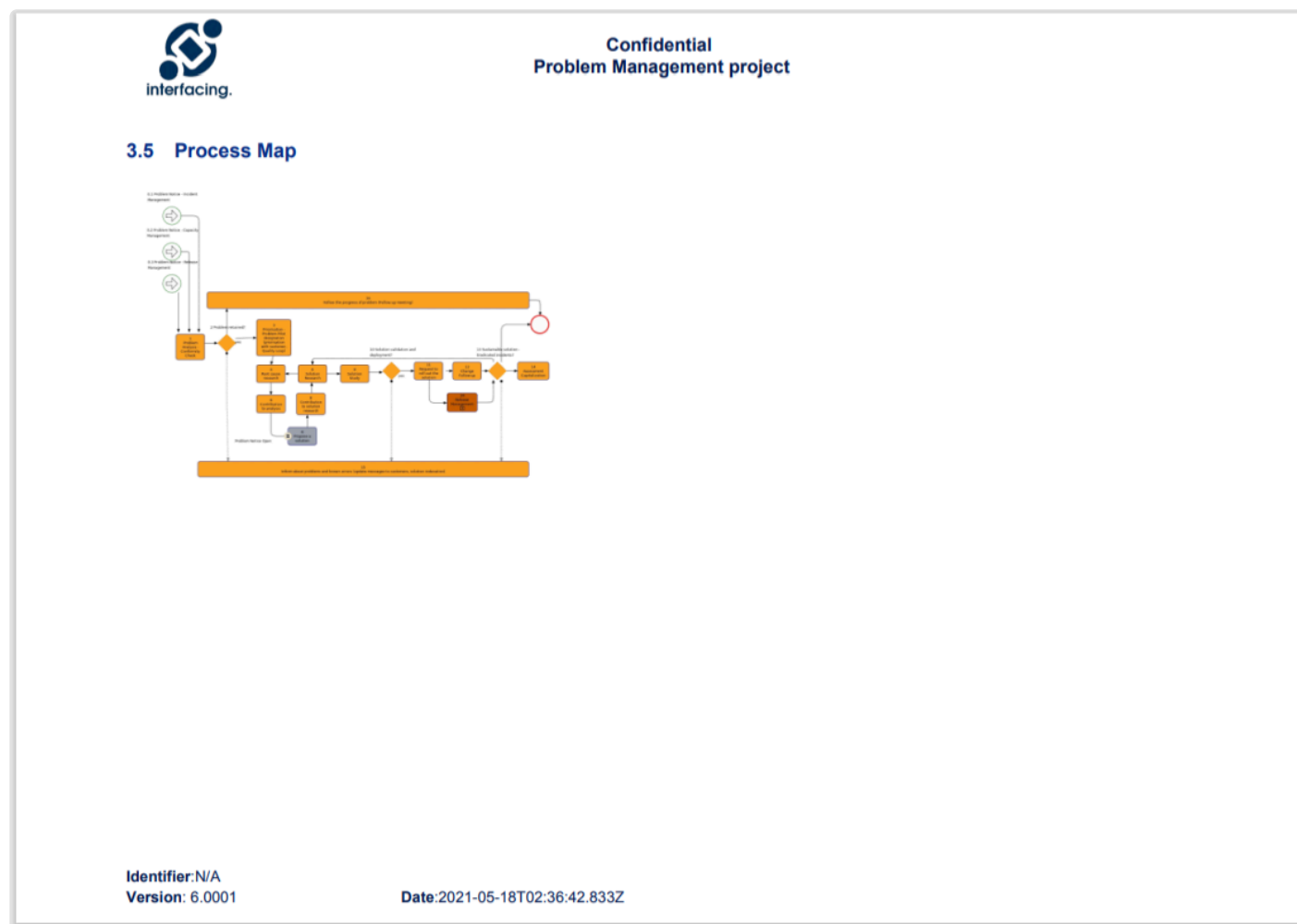
</

Also, some users observed that if the RASCI_ROLE were not put in brackets, the responsibility letters would be included in the name “Gestionnaire des sucreries (A). This bug has been resolved.

Object Name ▲	Parent	Object Type	Assignment Type	Justification	Impact Type	Status
Gérer la vanille	Imported Process Set	Process	RASCI-VS: A		Association	Published
Gérer le caramel	Imported Process Set	Process	RASCI-VS: A		Association	Published
Gérer le chocolat	Imported Process Set	Process	RASCI-VS: A		Association	Published
Gérer le sucre	Imported Process Set	Process	RASCI-VS: A		Association	Published
Gérer les bonbons	Imported Process Set	Process	RASCI-VS: A		Association	Published
Imported Org Unit	Imported Org Unit Set	Org Unit	Directly Impacts		Association	Published

SOP

When downloading the SOP with ‘Reduce map to fit on a single page’, the size of the map was reduce to a quarter of the size of the page.

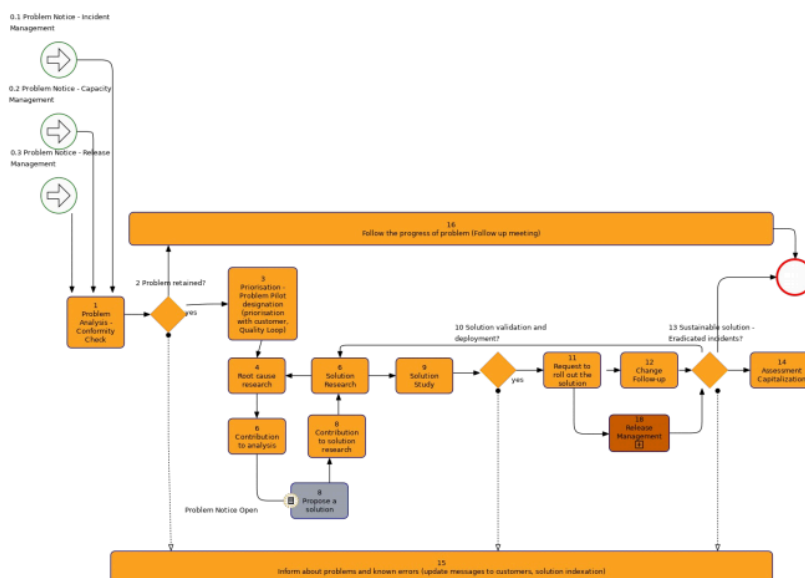


Now, the SOP with ‘Reduce map to fit on a single page’ fits the size of the page.



Confidential Problem Management project

3.5 Process Map



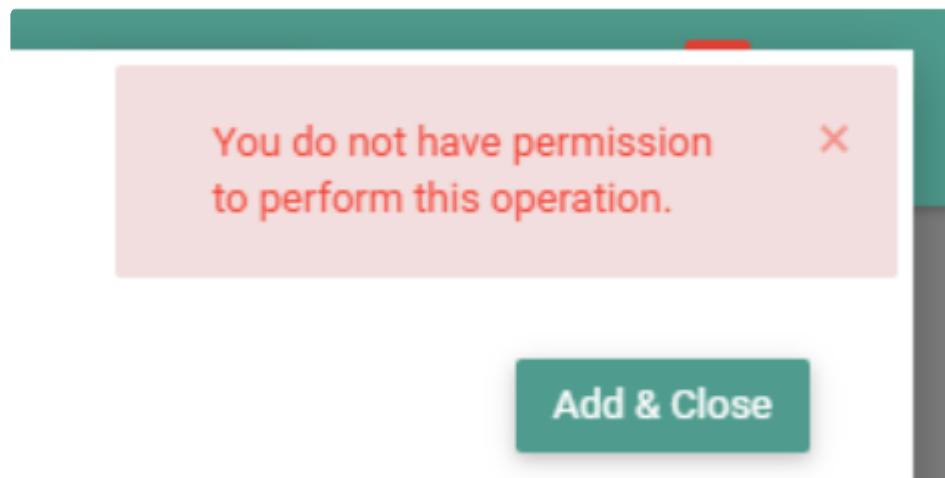
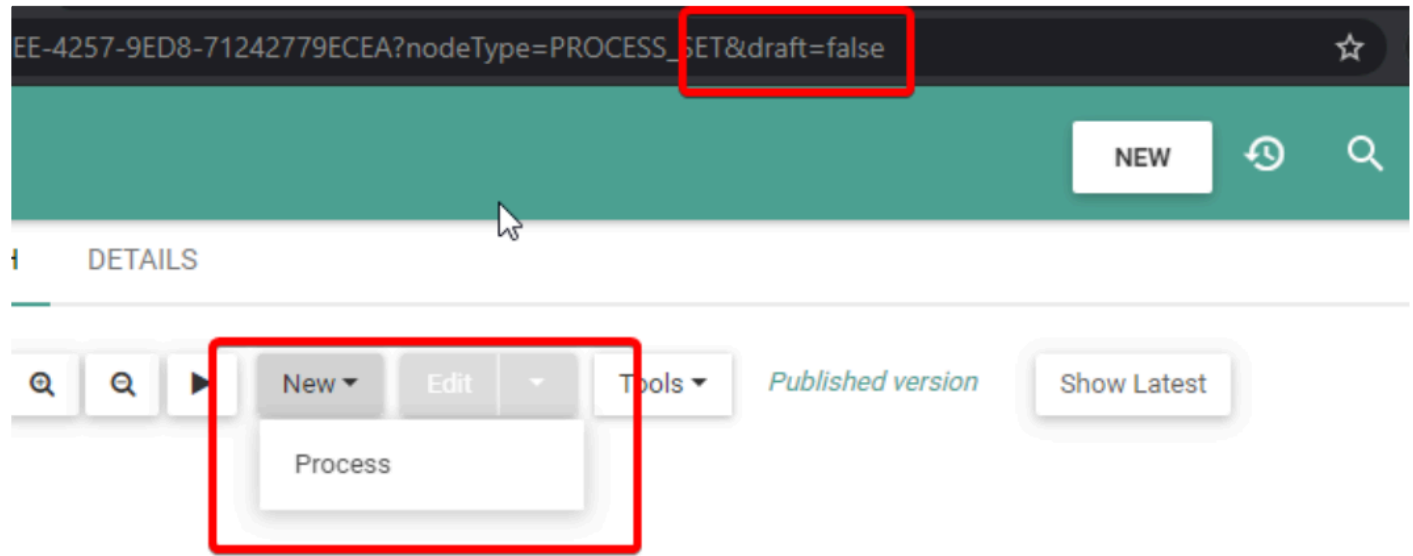
Identifier: N/A
Version: 6.0001

Date: 2021-05-18T02:36:42.833Z

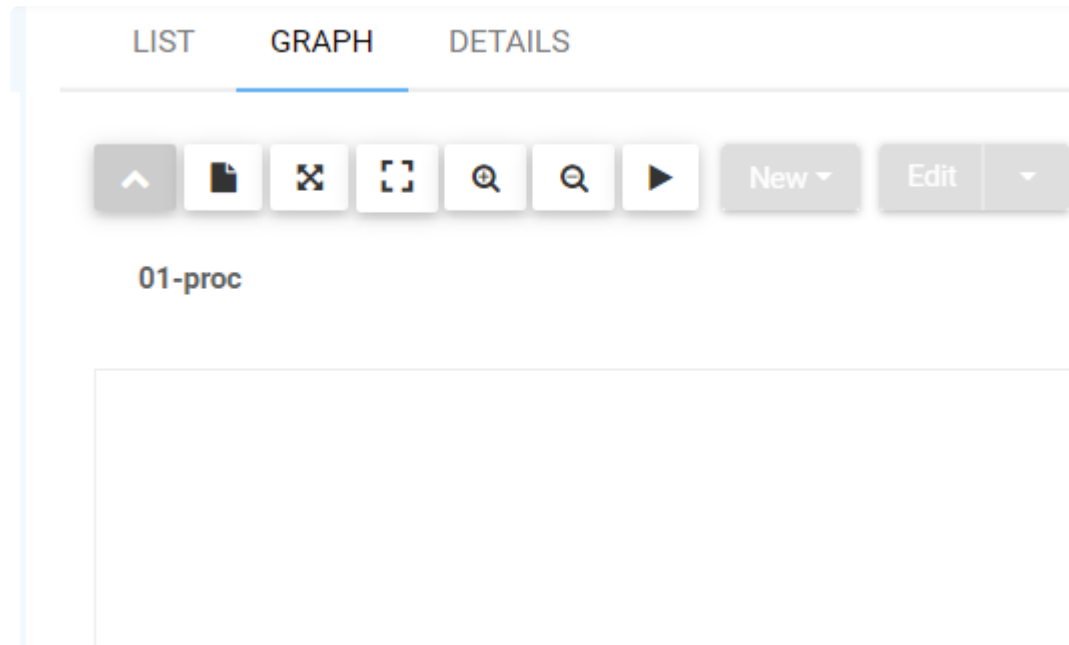
Also, in some cases SOP was failing, this issue has been resolved.

Create object while in draft

When viewing Draft version in process, some user had the new button enabled and user could open a form but on save the user would get permission error.

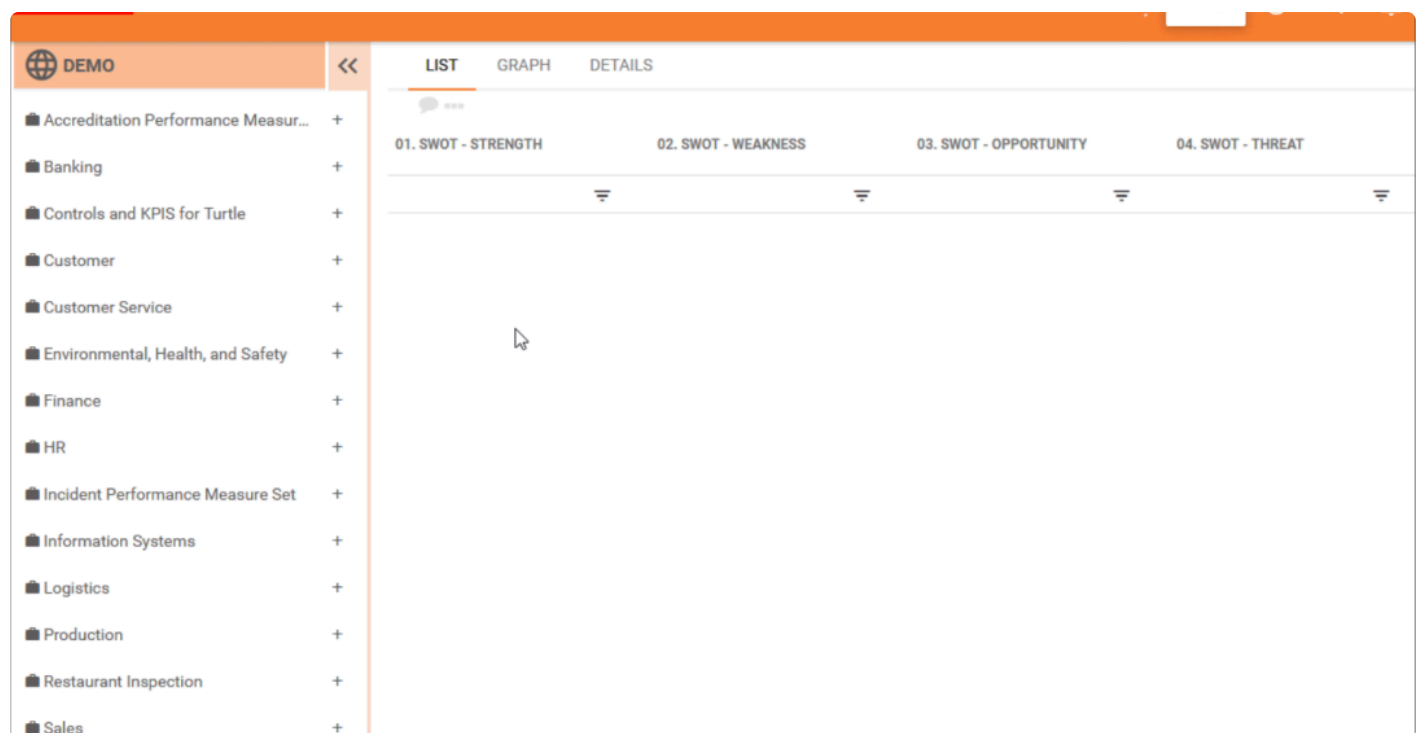


This issue has been resolved, now a user can't open a form to create an object while in draft, the button is grey out.



Process

When entering or returning to the Process tab in list view, the page would quickly switch to another page and go back to process.



This bug has been solved and the page no longer switches.

DEMO

<<

LIST

GRAPH

DETAILS

00-romr

+

B01- Operations

+

B02- Corporate Compliance

+

B03- Manage Financial Resources

+

B04- Governance, Risk and Complia...

+

B05- Lending

+

B06- Customers

+

B07- Learning & Growth

+

B08- Operational Processes

+

B09- Information Technology

+

C01- Loans

+

Data Migration Approach

+

DC-Test

+

Empty Process Set

+

Sequence #

Name

Role

Documents

</

System Admin

In the previous version, some users experienced issues when cancelling changes on attributes as these were saved.

×

Edit Attribute

Attribute Name *

Business Priority

Description

Description

Applicable to Object(s) :

ASSET , CAPABILITY , CONTROL , FLOW ▾

Attribute Type

DROP-DOWN - SINGLE-SELECT ▾

Is Mandatory

☐

Drop-down Values

≡

Critical

☐ ×

≡

Normal

☐ ×

≡

Low

☐ ×

+

Check the checkbox of one value to make it the default.

Cancel

Save

Now when editing or creating an attribute in system admin, it doesn't save the changes when cancelling them.

Attributes

+ Add New Attribute

Name	Asset	Attribute	Control	Document	Entity	Flow object	KCI	KPI	KRI	Objective	Org Unit	Process	Resource	Risk	Role	Rule	Term	Capability
Average Video Cost	<input type="checkbox"/>	<input type="checkbox"/>	<input type="checkbox"/>	<input type="checkbox"/>	<input type="checkbox"/>	<input checked="" type="checkbox"/>	<input type="checkbox"/>	<input type="checkbox"/>	<input type="checkbox"/>	<input type="checkbox"/>	<input type="checkbox"/>	<input checked="" type="checkbox"/>	<input type="checkbox"/>	<input type="checkbox"/>	<input type="checkbox"/>	<input type="checkbox"/>	<input type="checkbox"/>	<input type="checkbox"/>
BCP Objectives	<input type="checkbox"/>	<input type="checkbox"/>	<input type="checkbox"/>	<input checked="" type="checkbox"/>	<input type="checkbox"/>	<input type="checkbox"/>	<input type="checkbox"/>	<input type="checkbox"/>	<input type="checkbox"/>	<input type="checkbox"/>	<input type="checkbox"/>	<input type="checkbox"/>	<input type="checkbox"/>	<input type="checkbox"/>	<input type="checkbox"/>	<input type="checkbox"/>	<input type="checkbox"/>	<input type="checkbox"/>
BCP Security Alerts	<input type="checkbox"/>	<input type="checkbox"/>	<input type="checkbox"/>	<input checked="" type="checkbox"/>	<input type="checkbox"/>	<input type="checkbox"/>	<input type="checkbox"/>	<input type="checkbox"/>	<input type="checkbox"/>	<input type="checkbox"/>	<input type="checkbox"/>	<input type="checkbox"/>	<input type="checkbox"/>	<input type="checkbox"/>	<input type="checkbox"/>	<input type="checkbox"/>	<input type="checkbox"/>	<input type="checkbox"/>
Business Impact	<input checked="" type="checkbox"/>	<input type="checkbox"/>	<input type="checkbox"/>	<input type="checkbox"/>	<input type="checkbox"/>	<input type="checkbox"/>	<input type="checkbox"/>	<input type="checkbox"/>	<input type="checkbox"/>	<input type="checkbox"/>	<input type="checkbox"/>	<input checked="" type="checkbox"/>	<input type="checkbox"/>	<input type="checkbox"/>	<input type="checkbox"/>	<input type="checkbox"/>	<input type="checkbox"/>	<input type="checkbox"/>
Business Priority	<input checked="" type="checkbox"/>	<input checked="" type="checkbox"/>	<input type="checkbox"/>	<input type="checkbox"/>	<input checked="" type="checkbox"/>	<input type="checkbox"/>	<input type="checkbox"/>	<input type="checkbox"/>	<input type="checkbox"/>	<input type="checkbox"/>	<input checked="" type="checkbox"/>	<input type="checkbox"/>	<input checked="" type="checkbox"/>	<input type="checkbox"/>	<input type="checkbox"/>	<input checked="" type="checkbox"/>	<input type="checkbox"/>	<input type="checkbox"/>
Business Priority	<input type="checkbox"/>	<input type="checkbox"/>	<input type="checkbox"/>	<input type="checkbox"/>	<input type="checkbox"/>	<input type="checkbox"/>	<input type="checkbox"/>	<input type="checkbox"/>	<input type="checkbox"/>	<input type="checkbox"/>	<input type="checkbox"/>	<input type="checkbox"/>	<input type="checkbox"/>	<input type="checkbox"/>	<input type="checkbox"/>	<input type="checkbox"/>	<input type="checkbox"/>	<input type="checkbox"/>
bz1	<input type="checkbox"/>	<input type="checkbox"/>	<input type="checkbox"/>	<input type="checkbox"/>	<input type="checkbox"/>	<input type="checkbox"/>	<input type="checkbox"/>	<input type="checkbox"/>	<input type="checkbox"/>	<input type="checkbox"/>	<input type="checkbox"/>	<input type="checkbox"/>	<input type="checkbox"/>	<input type="checkbox"/>	<input type="checkbox"/>	<input type="checkbox"/>	<input type="checkbox"/>	<input type="checkbox"/>
Capability Advantage Creation	<input type="checkbox"/>	<input type="checkbox"/>	<input type="checkbox"/>	<input type="checkbox"/>	<input type="checkbox"/>	<input type="checkbox"/>	<input type="checkbox"/>	<input type="checkbox"/>	<input type="checkbox"/>	<input type="checkbox"/>	<input type="checkbox"/>	<input type="checkbox"/>	<input type="checkbox"/>	<input type="checkbox"/>	<input type="checkbox"/>	<input type="checkbox"/>	<input type="checkbox"/>	<input type="checkbox"/>
Capability Gap - Value to Effort	<input type="checkbox"/>	<input type="checkbox"/>	<input type="checkbox"/>	<input type="checkbox"/>	<input type="checkbox"/>	<input type="checkbox"/>	<input type="checkbox"/>	<input type="checkbox"/>	<input type="checkbox"/>	<input type="checkbox"/>	<input type="checkbox"/>	<input type="checkbox"/>	<input type="checkbox"/>	<input type="checkbox"/>	<input type="checkbox"/>	<input type="checkbox"/>	<input type="checkbox"/>	<input type="checkbox"/>
Capability Maturity	<input type="checkbox"/>	<input type="checkbox"/>	<input type="checkbox"/>	<input type="checkbox"/>	<input type="checkbox"/>	<input type="checkbox"/>	<input type="checkbox"/>	<input type="checkbox"/>	<input type="checkbox"/>	<input type="checkbox"/>	<input type="checkbox"/>	<input type="checkbox"/>	<input type="checkbox"/>	<input type="checkbox"/>	<input type="checkbox"/>	<input type="checkbox"/>	<input type="checkbox"/>	<input type="checkbox"/>

Governance

In the las version some users couldn't add numbers that contained zero on Governance in the the execution field of analysis, this issue has been fixed.

GOVERNANCE												NEW				
OVERVIEW MATURITY ANALYSIS																
★	Seq. #	Parent	Seq. #	Process or Flow Object	Type	Path(s)	Value Type	Waste Type	# Operators	# Executions	Actual Cost					
	02.02.05	Audit Execution		Close Audit	Task	Critical	VE	Inventory	0	20	0.0					
	02.01.03.2	Production Preparation	02.01.03.2.4	Prepare tools	Task	None	VA	None	0	1	0.0					
	1.3.3	Manage Proposal		1.3.3.9 Hold proposal post morte...	Task	None	VA	None	0	1	0.0					
	1.3.3.3	Perform the Internal Inspection	1.3.3.2.7	Inspection of Sanitation Procedu...	Process	None	VA	None	0	100	0.0					
	1.3.4	Conduct a Closing Meeting	1.3.4.7	Provide report with corrective act...	Task	None	VA	None	0	1	0.0					
	t 4t4t 4t43t 43t4t 34t			t43t34t 43t34t43t 43t43t	Process	None	VA	None	0	1	0.0					
	02.02.05	Audit Execution		Approve / Update Test Schedule	Task	None	VA	None	0	67	0.0					
	1	Test - BPMN 2.0 Training		Begin Training	Task	None	VA	None	0	1000000	0.0					
	1.3.3.2.4	Assess Manufacturing Equipment	1.3.3.2.4.8	End	End	None	VA	None	0	1	0.0					
	02.03	Receive Raw Material	02.03.4	Unload Material	Task	Critical	VA	None	0	1	0.0					
	8.6.1.3.2.5	Enter Invoice Into System	8.6.1.3.2.5.6	Park Invoice - or use Park Tab in "...	Task	High Risk	VE	None	0	1	1.0					
		Evaluation	5	Evaluation Report	Process	None	VA	None	0	23	0.0					
	02.01.3	Production	02.01.03.10	Attached Pieces (clamps, glue, s...	Task	Critical,High Risk	VE	Defects	30	34	2500000.0					
	1	Define		Service improvement opportuniti...	Task	None	VE	None	0	1	0.0					
		Awareness to Loyalty Customer Journey		event	End	None	VA	None	0	1	0.0					
	02.01.2	Production Planning	02.03	Receive Raw Material	Process	Critical,High Risk	VE	None	5	1	10000000.0					
		VDepaz Test		Auto Insurance	Process	None	VA	None	0	1	0.0					

WHAT'S NEW IN 12.3

The following major new features and capabilities have been introduced in the 12.3 release

[Assignment & Justification Type](#) | In EPC, an instance of assignment type represents a specific description between two business object (such as an association between a Process object and a Document object).

[Custom Flowchart](#) | EPC 12.3 now provides a new level of customization to your process maps by allowing the addition of custom images to replace standard flow chart shapes.

[UDA Export and Import To with Excel](#) | EPC's export and import to excel feature has been extended to include UDAs. Analysts can now export EPC object to an excel format and to re-import them back to EPC into a new environment or to update existing objects with new data

[Process Map Image Capturing](#) | EPC now provides users with a functionality to capture the view of a process map as a PNG image to later paste in an external document such as a Word document or Powerpoint presentation.

[Community](#) | Be part of Interfacing's new community portal. Engage in discussion with subject matter experts, find range of tutorials offering tips and lessons on wide variety of features in EPC, and discover a wealth of help documentations and videos from services and support reports to templates.

Assignment & Justification Type

Functionality

In EPC, an instance of assignment type represents a specific description between two business object (such as an association between a Process object and a Document object).

In order to better define these relationship between objects, EPC now provides analysts with the capability to declare for each relationship a type and its justification.

An Assignment type and Justification contains the following information:

- A name to describe the relationship (required).
- A simple text file to further describe in detail (optional).

✿ Note: relationship types can be added, removed, and edited in the admin panel of EPC.

Preview

How it works?


- For example, associate a document to a process.

Which Documents are used?


Select a Document

Type Document Name



Name	Assignment Type	Justification	Type	Status
 [Default Template] Process Audit (A4 - L...	Directly Impacts		Template	In Progress

- Select and assign a type for this association. (e.g, Directly Impact, Referenced In, etc.)

Name	Assignment Type
 [Default Template] Process Audit (A4 - L...	Directly Impacts
	Dependent on
	Directly Impacts ✓
	Included in
	Indirectly Impact...
	Indirectly Impacts
	Precedes
	Referenced in
	Relates to

How is Performance measured?

- Fill the Justification cell (optional)

Justification

Custom Flowchart

Functionality

EPC 12.3.2 now provides a new level of customization to your process maps by allowing the addition of custom images to replace standard flow chart shapes.

* Note: Custom images can be added from the admin panel SVG images. Uploaded files must be in SVG format and individually no larger than 1 MB.

Customization

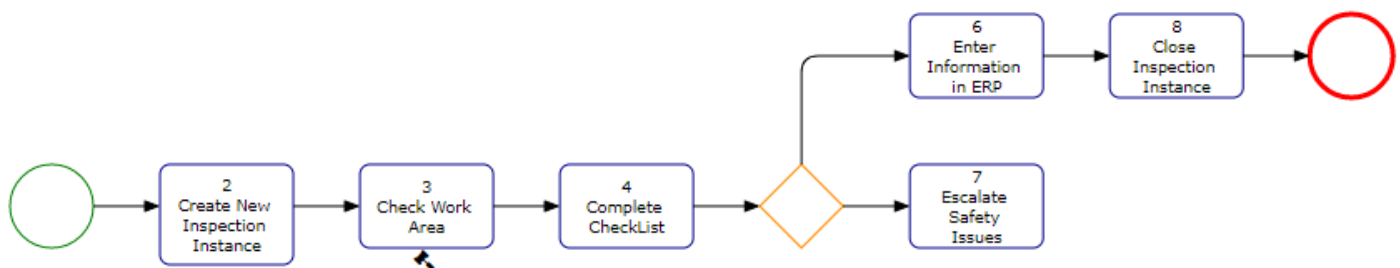
The following elements can be customized:

- Start event
- End event
- Intermediate event
- Gateway event
- Task event
- Subprocess event
- Annotation events

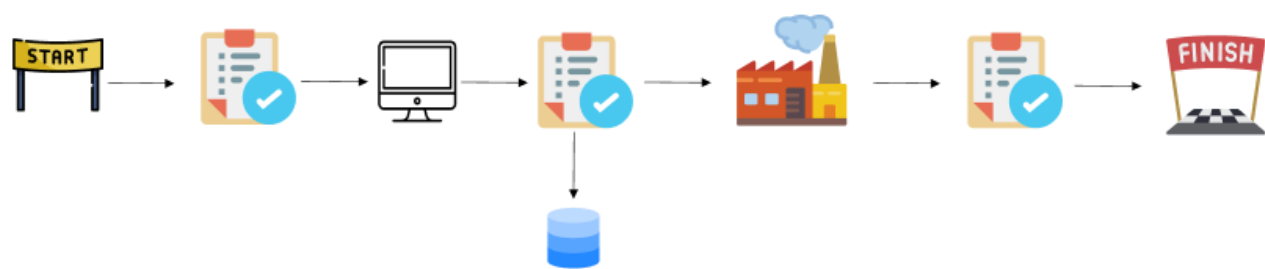
Custom graphics are tied to the system setting to which they are uploaded—if you have multiple environments, then all the environments will have the new custom graphics.

Preview

BPMN 2.0



Custom Flowchart



UDA Export and Import To with Excel

Functionality


EPC's export and import to excel feature has been extended to include UDAs. Analysts can now export EPC object to an excel format and to re-import them back to EPC into a new environment or to update existing objects with new data.

Process Map Image Capturing

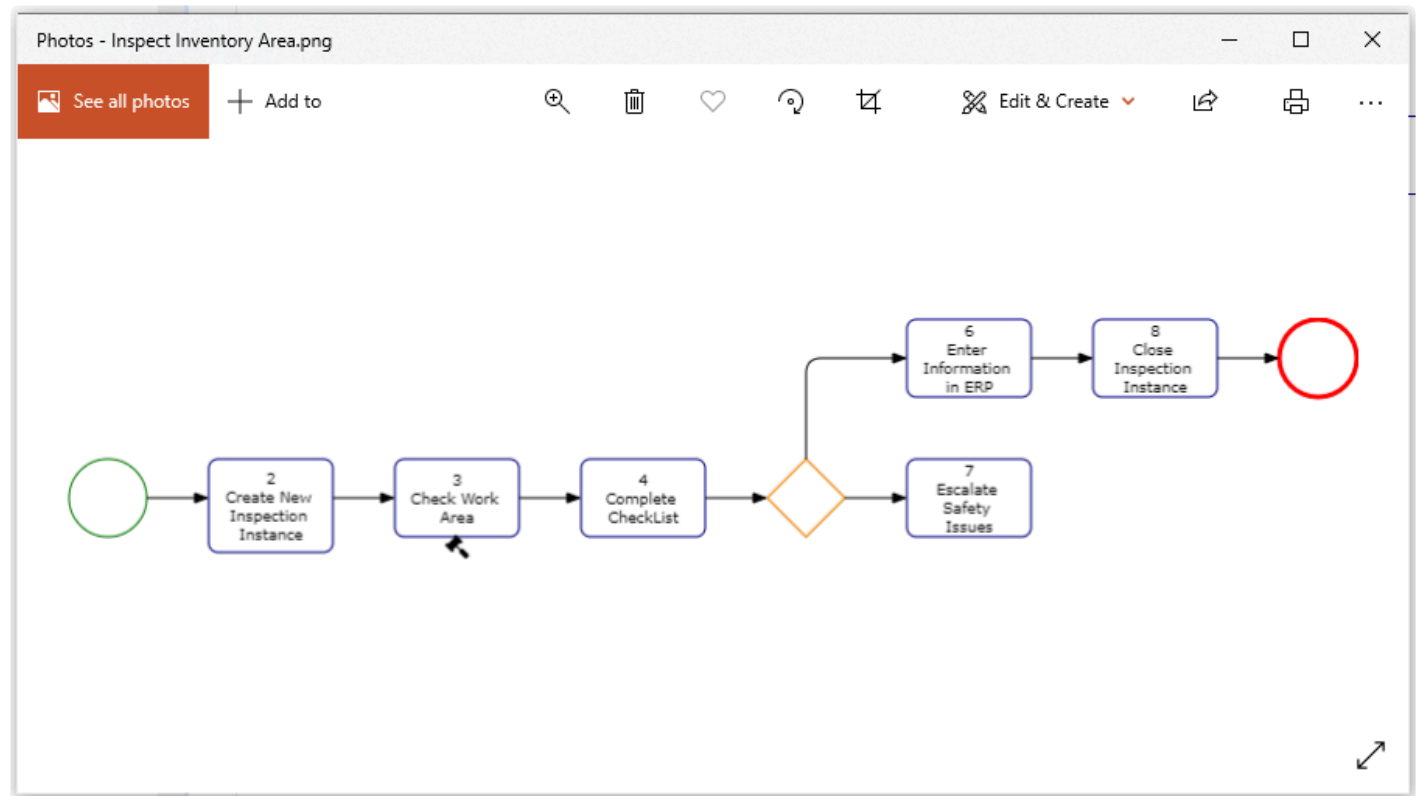
Functionality

EPC now provides users with a functionality to capture the view of a process map as a PNG image to later paste in an external document such as a Word document or Powerpoint presentation.

How it works?

For example, click on the  in the navigation menu of a process graph page.

The process map is generated as a PNG available for download.



FEATURE ENHANCEMENTS OVERVIEW

The following major new enhancements and capabilities have been introduced in the 12.3.2 release.

[Additional Business Objects Associations](#) | The modular structure of EPC allows business analysts to associate objects from various modules between each other hence defining the relationships of how each object is used within the organisation's operations. The following are the new association capabilities that were added to EPC 12.3

[Swimlane Supports Copy/Paste Across Process Maps](#) | The existing copy paste functionality now allows process modellers to copy from maps designed in swimlane and paste in other process maps in swimlane; or copy from maps designed in flatmap and paste in other process maps designed in swimlane.

[Print Page Break by User Preference](#) | While editing a process, EPC now saves the user preference on whether to keep the canvas grid on or off.

[Action Widgets to To Do Module](#) | When clicked, Action widgets added to the home page tabs will now redirect users to the "to-do module" in order to have a quicker access to their pending actions

[Configure Reminder Interval](#) | Reminders alert users for any upcoming action items such as approvals, confirmation, etc.

EPC now provides user with a functionality to pre-set a time interval between notifications.

[Toggle Option to Publish After Importing](#) | When files are being imported into EPC, we now provides the user with options to publish all their objects at once or to import them into a draft state

[Process Book Automatic Width Adjustment](#) | EPC sets the images width to width of writable rectangle if no constant width value wasn't directly implied in the template

[Object Copy Retains Endorsement, Approval, Change Request & Implementer Attributes](#) | The copy/paste, reference or localize functionalities now allows any object (and its children) to include the approval and endorsement cycle definitions cycles or improvement request attributes to be part of the business object creation.

[Move Objects in the Glossary Module](#) The user was not able to move the object feature within the glossary module to the right folder. Now the object can be moved to their respective folders.

Additional Business Objects Associations

Functionality

The modular structure of EPC allows business analysts to associate objects from various modules between each other, hence defining the relationships of how each object is used within the organisation's operations. The following are the new association capabilities that were added to EPC 12.3.2

- Asset to Asset
- Attributes to Asset
- Entities to Asset
- Rule to Asset
- Risk to Asset
- Rule to Organizational Unit
- Rule to Role
- Risk to Rule
- Rule to Control
- Control to Control
- Attributes to Input/Output
- Entities to Input/Output

Preview

Which Business Rules are applicable?

+

Which Master Data are used?

+

Which Risks are applicable?

+

Which Assets are applicable?

+

Which Business Rules are applicable?

+

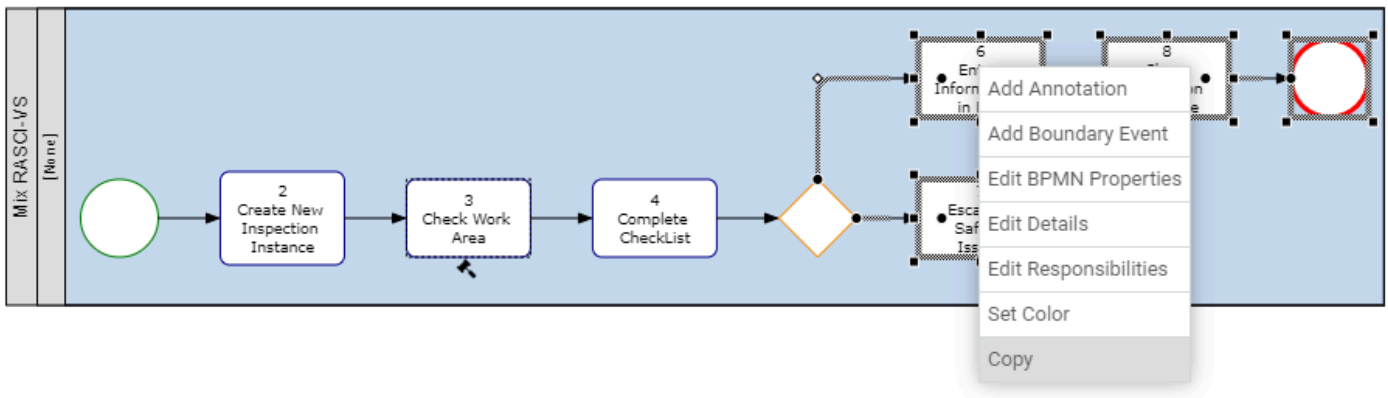
Swimlane Supports Copy/Paste Across Process Maps

Functionality

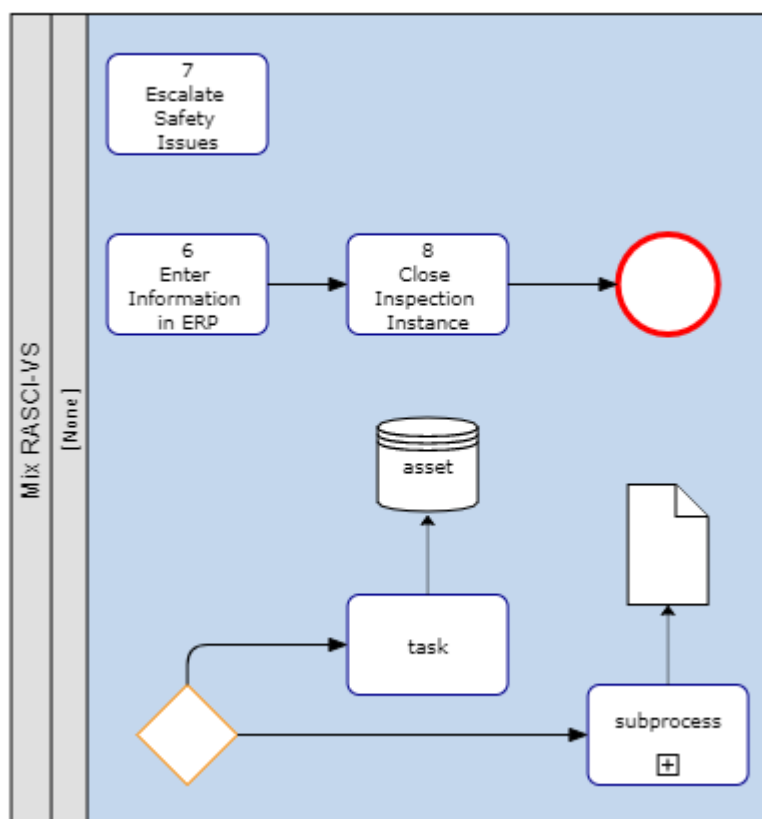
The existing copy paste functionality now allows process modelers to copy from maps designed in swimlane and paste in other process maps in swimlane; or copy from maps designed in flatmap and paste in other process maps designed in swimlane.

Preview

Select flow objects and click on **Copy**



Paste the content in a new process



Print Page Break by User Preference

Functionality

While editing a process, EPC now saves the user preference on whether to keep the print page break grid on or off.

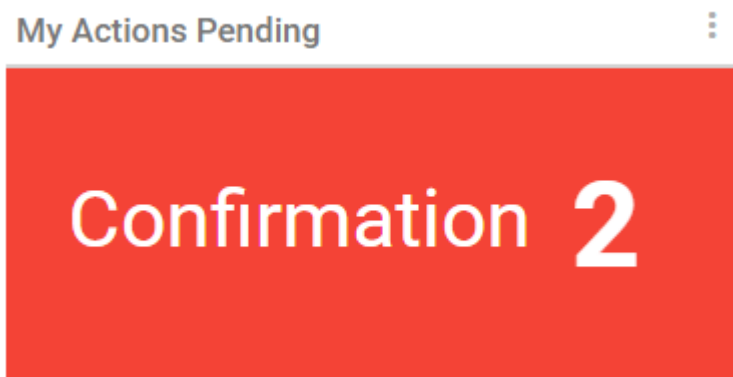
Action Widgets to To Do Module

Functionality

When clicked, Action widgets added to the home page tabs will now redirect users to the “to-do module” in order to have a quicker access to their pending actions

Preview

For example, click on the **My Action Pending** widget for Confirmation.



Navigate to the **To Do** module

TO DO							
NEW 🔔 🔍 ⌵							
LIST							
Over Due 4		Due Today 0		Due Soon 0		Confirmation 2	
						Approval 0	
						Endorsement 0	
						IR to Implement 1	
						IR to Review 3	
						IR to Publish 0	
						Update to Review 0	
						Out Of Sync 0	
Sequence #	Name	Parent Name	Action Type	Type	Pending Since	Due Date	
🔍	Inspect Production Area	Corporate Compliance	IR to Review	Process	16-Oct-2020	16-Oct-2020	
🔍	Evaluate and improve processes	Lending	IR to Implement	Process	20-Oct-2020	19-Oct-2020	
🔍	Open Customer Bank Account	Lending	IR to Review	Process	20-Oct-2020	20-Oct-2020	
🔍	Communicate effectively and consistently	Corporate Compliance	IR to Review	Process	20-Oct-2020	23-Oct-2020	
🔍	Evaluate and improve processes	Lending	Confirmation	Process	24-Nov-2020		
🔍	Inspect Production Area	Corporate Compliance	Confirmation	Process	20-Oct-2020		


Configure Reminder Interval

Functionality

Reminders alert users for any upcoming action items such as approvals, confirmation, etc. EPC now provides user with a functionality to pre-set a time interval between notifications.

Preview

For example, navigate to the system admin setting and input a value under **REMINDER_INTERVAL** to set the interval between the reminders.

REMINDER_INTERVAL	1	
-------------------	---	---



By default, the interval is set to 1.

Toggle Option to Publish After Importing

Functionality

When files are being imported into EPC, we now provides the user with options to publish all their objects at once or to import them into a draft state

Preview

Import

The following types are compatible for import into EPC:

☐ EPC (.epc)

☐ Visio (.vsdx)

☐ BPMN (.bpmn)

☐ Master Data (.csv)

☒ Excel (.xlsx)

Select a file to begin the import

Selected file: _Flight Deals.xlsx 4.9 KB

Select Excel Sheets to Import

☐ prices

SELECT ONE ▼

Do you want to overwrite and replace duplicates?

☐ **Overwrite**

Note: if overwrite is selected, the ID attribute of objects must be aligned once per selected module.

Do you want to publish all objects upon import?

☐ **Publish**

Process Book Automatic Width Adjustment

Functionality

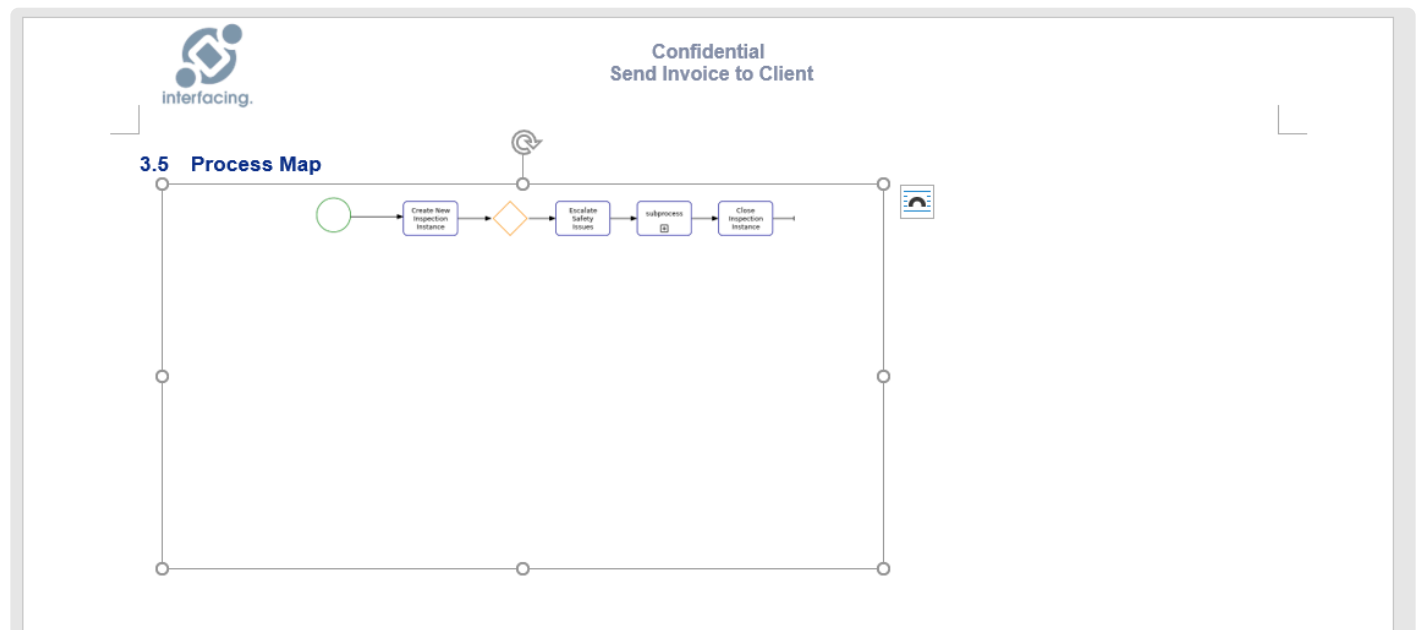
Previously, images and process maps width required a constant value in order to properly show them in process books. Now our system sets the images width to width of writable rectangle if no constant width value wasn't directly implied in the template. This improvement allows maps to be on a different orientation than rest of the template, avoid excess blank pages and any distortion with your images.

Preview

Previously, user required a custom width to properly display the process map output on processbook



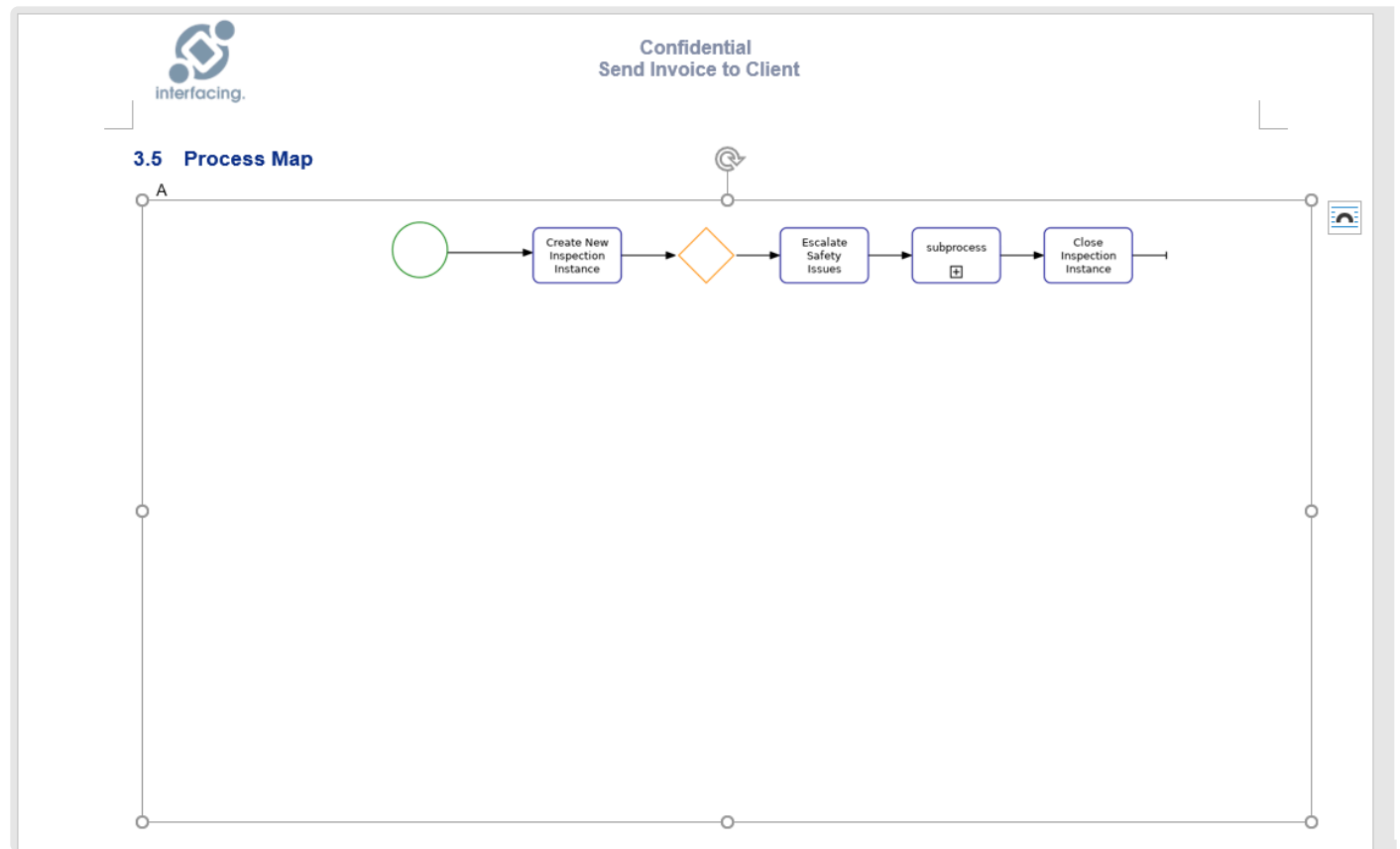
```
"@@map[width:400]:{nodeId}@"
```



Now in EPC 12.3.2, the output size of your images and maps would adjust based on the width of the template.



```
"@@map:\{nodeId\}@"
```



The output size of your images and maps would be the adapt based on the actual size of the template.

Object Copy Retains Endorsement, Approval, Change Request & Implementer Attributes

Functionality

The copy/paste, reference or localize functionalities now allows any object (and its children) to include the approval and endorsement cycle definitions or improvement request attributes to be part of the business object creation.

Preview with Endorsement Cycle

Select a process that already has a list of endorsers

LIST GRAPH DETAILS

Navigation: < ^ v >

Actions: New Edit Tools Cancel Endorsement Request Show Published

Pending Endorsement

"Process and Procedure Migration" needs your review
Comment from : Arif Khan (arif)
No comment for this version

Your comment:

Endorsed Not Endorsed Show Changes Delegate

Endorsement Cycle

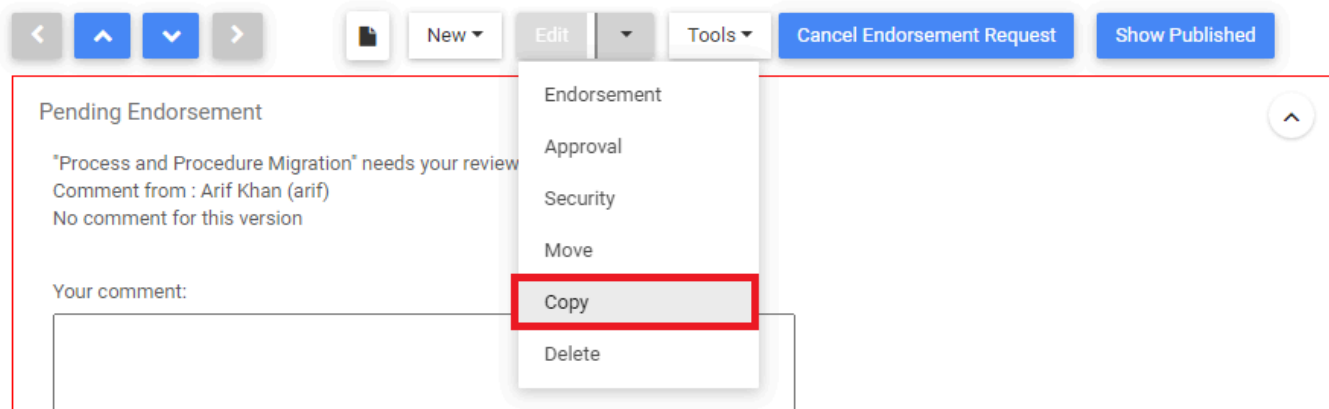
Stop

Waiting for Endorsement Arif Khan (arif)
a few seconds ago

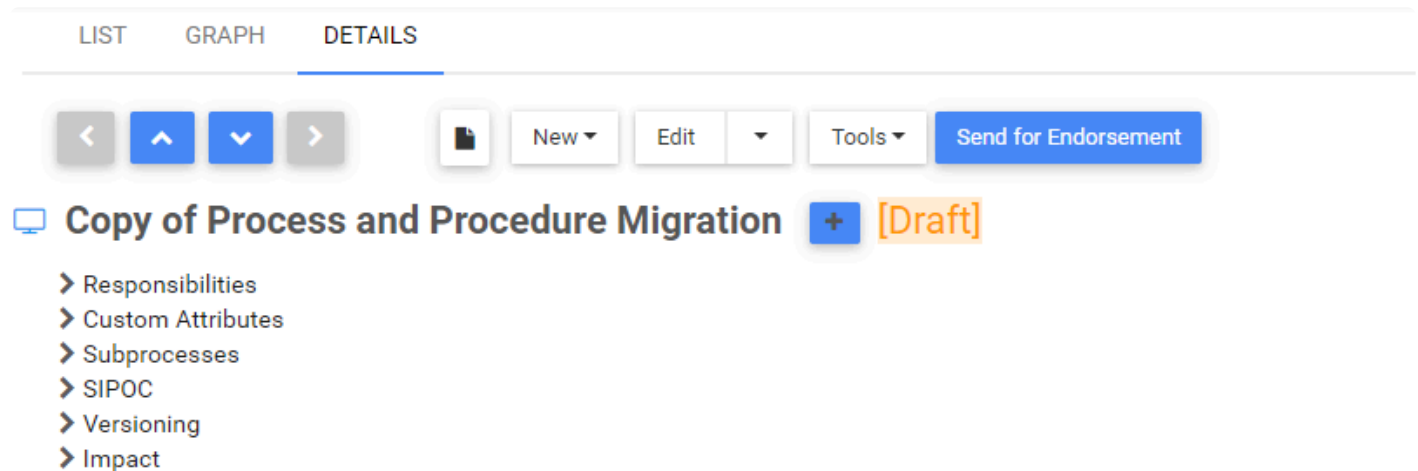
Process and Procedure Migration

- > Responsibilities
- > Custom Attributes
- > Subprocesses
- > SIPOC
- > Versioning
- > Impact

Select the Copy option from the Edit Menu



Select a parent and Paste the content



* The newly pasted object will include the list of endorsers part of its configuration

×

Assign Object Endorsement Cycles

Select Endorsers

FILTER TYPE ▾

Type to find a Role or Resource

Suggested Endorsers

+

≡

Business Analyst

Role

×

Cancel

Save

Move Objects in the Glossary Module

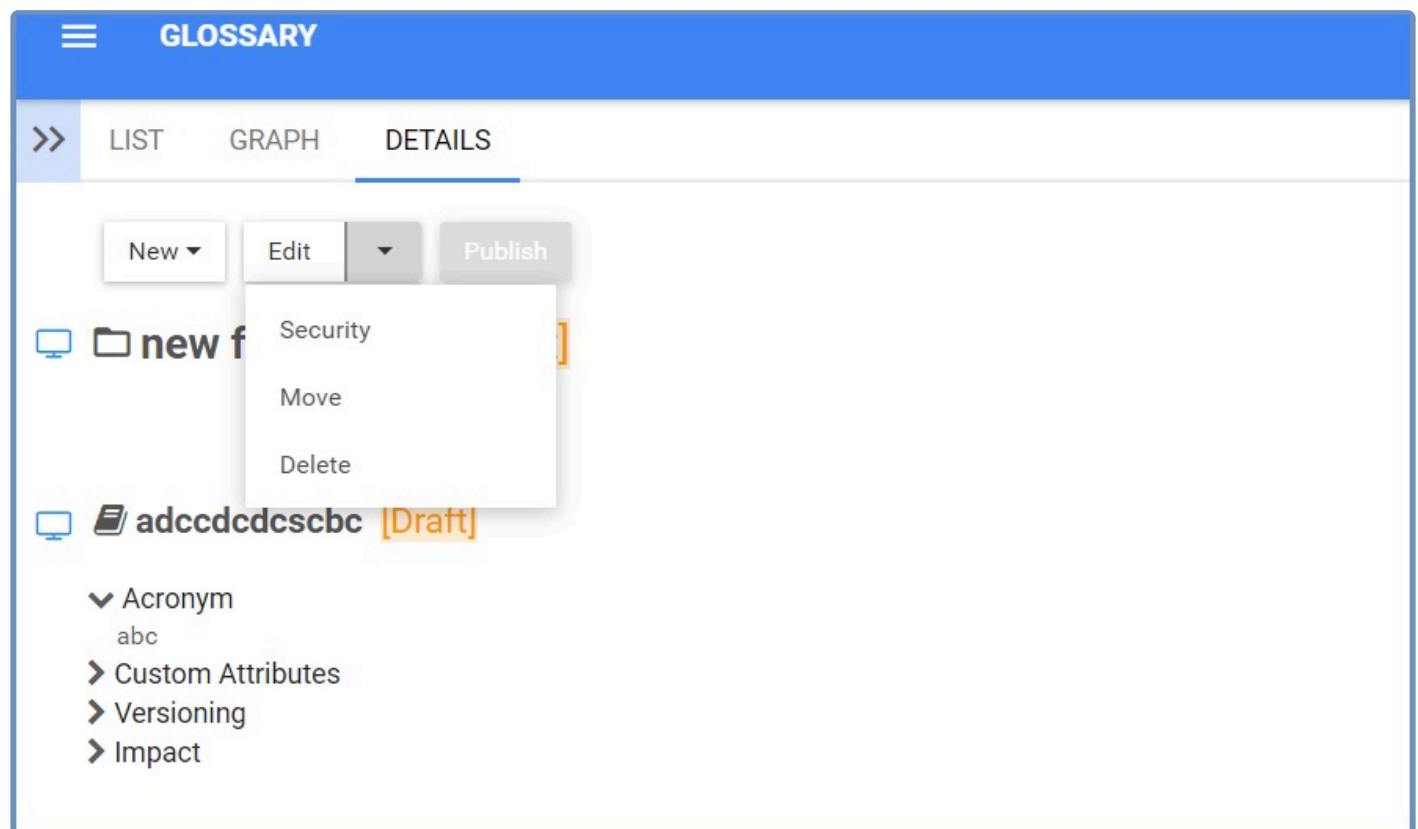
Functionality

Prior to this release, it was not possible to move the object feature to the right folder within the Glossary Module. Now the user can move the object appropriately in their respective folders. This improvement helps the user to reorder the glossary objects.

Preview

Select a term and click on the Details tab.

Select the move option from the Edit Menu.



Select a parent and Move the Object.

Select a Parent

Type to Search

new set

+

Sample Process

Cancel

Move

FIXED ISSUES

Issue list 12.3

EPC's V12.3 brings significant improvements on previously known issues that will enhance user experience. The following are this release's most recent fixed issues.

RASCI

The issues with the shape types and their target raschi values not displaying on graph mode edit after being saved & closed is now resolved.

Undo/Redo

The problem with transitions disappearing between two flow objects have now been corrected, we are now able to copy-paste and do undo-redo on objects without the transition disappearing.

Additionally, undo/redo copy/paste is now supported in transition colour. Apart from that the default name on top of the gateway is retained as expected.

Finally, users are now able to save the page after changing event characteristic and then click undo redo.

UDA Attributes

In the earlier version, the drop down multi-select UDA list will disappear after creating a new attribute. This issue with the drop-down multi-select UDA have been fixed. The drop-down values are now visible to the users for editing.

Link to Object

Previously, link to object feature failed to preview the descriptions related to each linked object. In this current version, clicking on a linked object from the detail page will expand a tooltip and preview the linked object's description.

Approvals

When sending a business object for approval, the e-signature feature was preventing users from enabling the approval cycle. This issues has been fixed and is working properly in v12.3.

Dots in General Search

The issues with text containing dots, such as sequence numbers, that are not able to search are fixed. Now

we are able to do elastic search for the text containing dots and sequence numbers.

Zero Values in Analysis

Previously, when a user enables the analysis options on the graph page, all the labels were shown even though some of them don't have any value. This issue has been fixed and now it displays only the values that are greater than zero.

Filtering in Analysis

The issue with filtering in the analysis by Name and Type that does not work properly has now been corrected. Now we are able to filter both name and type together.

Copy-Paste Map

Previously, when the user copy flow objects from one process to another, the flow object was getting placed randomly in some process and far away from the map. This issue has been fixed and now it is working as expected.

Flat Map with Material icon

In the earlier version, when a user changes the process preference of a flat map with a material icon, the annotation goes to a random place. This issue has been fixed and now even if the process preference is changed, the annotation is placed as expected.

KNOWN ISSUES

Known Issue List 12.3

EPC's V12.3.2 brings the current issues that will be fixed in the following upgrades.

Graph Editing

When the user has enabled the inline expansion on subprocesses and proceed to clicks in the subprocess more than two or three times than the object will be duplicated. To avoid these duplications, verify that you are not clicking the subprocess more than one time.

Transitions will be detached and some objects will appeared displaced on the graph after changing the existing language of the object in a swimlane.

Edit Attribute

When a user changes the type of attribute to complex, the complex attribute entity section opens up but the assignment type and justification fields are not displayed in the table.