



ActiveControl - Release Notes

8.3 — Last update: 5 October 2021

Basis Technologies

Table of Contents

1. Introduction	2
2. SAP Certification	3
3. ActiveControl (8.3).....	4
3.1. Enhanced Web UI	5
3.1.1. Related Merges, TOCs and Backup tabs in the WebUI	6
3.1.2. Enhanced Test Signoffs	8
3.1.3. Delete from Control Point in the Web UI.....	10
3.1.4. Copying to clipboard in web UI screens	11
3.1.5. WebUI auto-refresh	12
3.1.6. Exclude Targets from “Awaiting my Approval” metric	13
3.1.7. Enhanced Delegation maintenance screens.....	14
4. Integrations (8.3)	15
4.1. smartRetrofit	16
4.2. abapGit & Jenkins Integration	17
5. ShiftLeft Analysers (8.3).....	19
5.1. New Shiftleft: Check Transport Presence (0068)	20
5.2. New Shiftleft: DevEnforcer: Check ABAP Test Cockpit results (0069)	21
5.3. Enhanced Check Dependencies (0030)	22
5.4. Enhanced Conflict Analysis (0035) (S/4 object renaming)	23
5.5. Enhanced DevEnforcer (exclude External Transports)	24
5.6. Enhanced Deep Impact Analysis (0060) (Reference Target)	25
5.7. Exclude Transport Piece Lists from Conflict Analysis and Overtake/Regression checks	27
5.8. Conflict analysis should ignore “merged” transports	28
6. Authorisations	29
6.1. More granular Deletion authorisations	30
6.2. Prevent attachment (and removal) of Files and URLs	31
6.3. Developer ability to add User Roles to Business Tasks	32
7. Reporting	33
7.1. Enhanced ‘Display Change Documents’ report.....	34
7.2. Enhanced Transport / Task Activity & Events Audit Report.....	37
7.3. Enhanced System Rebuild Report.....	40
8. Other Enhancements (8.3)	43
8.1. Enhanced Merge ToC user ownership.....	44
8.2. New Inline Risk user exit hook	45
8.3. Maintain/change default OOTB [Reason for Rejection] dropdown values	46
8.4. Utility Programs.....	48
8.4.1. Enhanced DC Migrations (Import/Export programs)	49
8.4.2. Enhanced Data Migration process (for New Customers)	50
8.4.3. No open test series in a test queue	51

8.5. Removal of “Pending Approval” functionality	52
8.6. Fast Imports now take account of Unconditional Modes	53
9. Bug Fixes (8.3).....	54
9.1. New ‘Cumulative Patching’ support process	55
9.2. Bug Fixes since AC8.2	56
10. Upgrading to ActiveControl 8.3	57

1. Introduction

ActiveControl 8.3 was released in June 2020.

Previous releases of ActiveControl, Transport Espresso and Transport Express are detailed in separate Release Notes:

- [ActiveControl 8.2](#) *(released November 2019)*
- “ActiveControl 8.1” – Minor Patch Fix Release for 8.0. *(released August 2019)*
- [ActiveControl 8.0](#) *(released May 2019)*
- [ActiveControl 7.2](#) *(released June 2018)*
- [ActiveControl 7.1](#) *(released April 2018)*
- [ActiveControl 7.0](#) *(released August 2017)*
- [Transport Espresso 6.20](#) *(released May 2016)*
- [Transport Espresso 6.10](#) *(released June 2015)*
- [Transport Espresso 6.00](#) *(released February 2015)*
- [Transport Express 5.30](#) *(released September 2014)*
- [Transport Express 5.20](#) *(released March 2014)*
- [Transport Express 5.1n](#) *(released 2013)*
- [Transport Express 5.00](#) *(released 2012)*

2. SAP Certification

ActiveControl is a SAP certified solution:

- Certified for deployment on SAP NetWeaver 7.50 via the SAP integration scenario ABAP Add-On Deployment for SAP NetWeaver (SAP report 12648)
- Certified for deployment on SAP S/4HANA 1809 via the SAP integration scenario ABAP Add-On Deployment for SAP S/4HANA (SAP report 12658)
- SAP Solution Manager Ready functionality

All ActiveControl SAP components exist within Basis Technologies' own namespace /BTI/.

3. ActiveControl (8.3)

3.1. Enhanced Web UI

As with all new Release of ActiveControl over the last few years, ActiveControl 8.3 continues the move of all functionality into the Web UI.

.

3.1.1. Related Merges, TOCs and Backup tabs in the WebUI

On a Transport Form, tabs appear for the following when the associated functionality is being used:

- Related Merges
- Related Transport of Copies
- Related Backups

Prior to ActiveControl 8.3, these tabs were only visible in the Transport Form screen in the Windows GUI.

Given most users at most Basis Technologies customers are nowadays accessing ActiveControl via the Web UI, the same tabs have now been added to the Web UI.

This continues the deliberate trend by Basis Technologies to move more and more (and ultimately all) functionality over to the Web UI, to reduce the requirement for customers to install the Windows thick client.

The screenshot displays the ActiveControl Web UI interface. The top navigation bar includes 'Dashboard', 'Analytics', 'Overview', 'Projects', and 'Reports'. A search bar on the right shows 'D01K953268'. The left sidebar contains icons for 'Change', 'Delete transport form', 'Show transport properties', 'Check for conflicts', and 'Refresh'. The main content area shows the 'Properties of request: D01K953268' and a tabbed interface with 'General', 'Transport request details', 'Transport status and history', 'Transport logs', 'Advanced options', 'Manual steps', and 'Attachments'. The 'General' tab is active, showing fields for 'rajs CF:', 'raj DDL:', 'RO Form:', 'Type: Workbench1', 'Group: BASIS', and 'Transport path: S/4 Production Support Path'. Below this, the 'Related Business Tasks' section is visible, with the 'Related Backup Requests' tab highlighted by a red arrow. This tab contains a table with the following data:

Request ID	Description	Release Date/Time	Type	Group
T01K901318		16.04.2020 08:43:18		

At the bottom, there is a checkbox labeled 'Lock this transport to prevent it from being approved or imported'.

Figure: Related Backup Requests tab now appears in the Web UI where Backout has been performed on a transport

The screenshot shows the ActiveControl web interface. The top navigation bar includes 'Dashboard', 'Analytics', 'Overview', 'Projects', and 'Reports'. A search bar is on the right. The left sidebar contains various actions like 'Change', 'Delete transport form', 'Show transport properties', 'Check for conflicts', and 'Refresh'. The main content area displays the 'Properties of request: D01K953268'. Below this, there are tabs: 'General', 'Transport request details', 'Transport status and history', 'Transport logs', 'Advanced options', 'Manual steps', and 'Attachments'. The 'General' tab is active, showing details like 'rajs CF:', 'raj DDL:', 'RO Form:', 'Type: Workbench1', 'Group: BASIS', and 'Transport path: S/4 Production Support Path'. A red arrow points to the 'Related Merge Requests' tab, which is highlighted. Below the tabs, there is a table with the following data:

Request ID	Description	Release Date/Time	Type	Group
ACDK908596	D01K953268 CHG090234 - Z_BILLING_AUTOBILL	16.04.2020 08:51:12	Merge	BASIS

At the bottom, there is a checkbox labeled 'Lock this transport to prevent it from being approved or imported'.

Figure: Related Merge Requests tab now appears in the web UI where Merge has been performed

The screenshot shows the ActiveControl web interface for a different request, 'D01K907959'. The top navigation bar and left sidebar are the same. The main content area displays the 'Properties of request: D01K907959'. Below this, there are tabs: 'General', 'Transport request details', 'Transport status and history', 'Transport logs', 'Advanced options', 'Manual steps', and 'Attachments'. The 'General' tab is active, showing details like 'rajs CF:', 'raj DDL:', 'RO Form:', 'Type: Workbench1', 'Group: ABAP', and 'Transport path: S/4 Production Support Path'. A red arrow points to the 'Associated TOCs' tab, which is highlighted. Below the tabs, there is a table with the following data:

Request ID	Description	Release Date/Time	Type	Group
D01K953270	P000000001042 Subject			

At the bottom, there is a checkbox labeled 'Lock this transport to prevent it from being approved or imported'.

Figure: Associated TOCs tab now appears in the web UI where Transport of Copies is being used as part of a Customer's process

Configuration Steps

No additional configuration is required to see these new Tabs in the Transport Form screen in the WebUI.

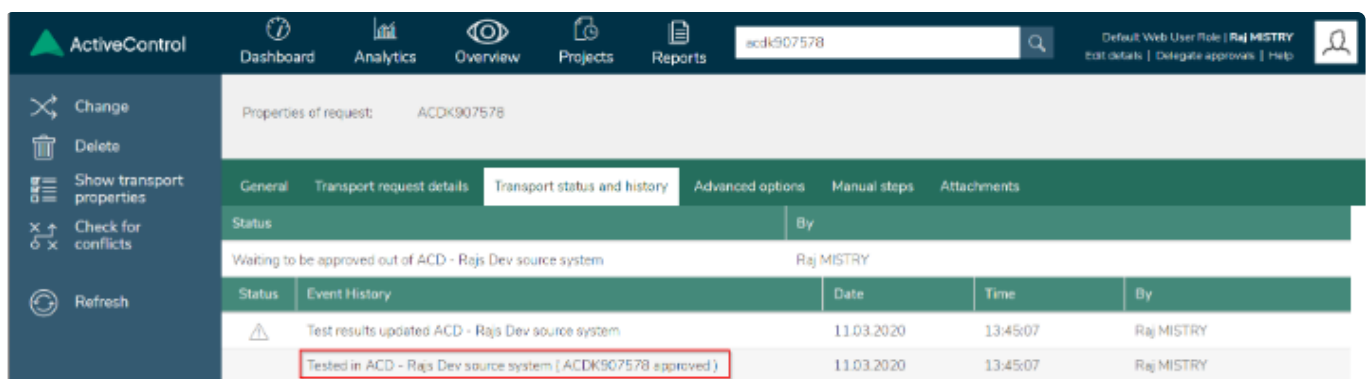
For customers upgrading ActiveControl, they might need to delete their browser history / delete cache before they see the new Tabs.

3.1.2. Enhanced Test Signoffs

Enhanced Event for Test Queue signoff

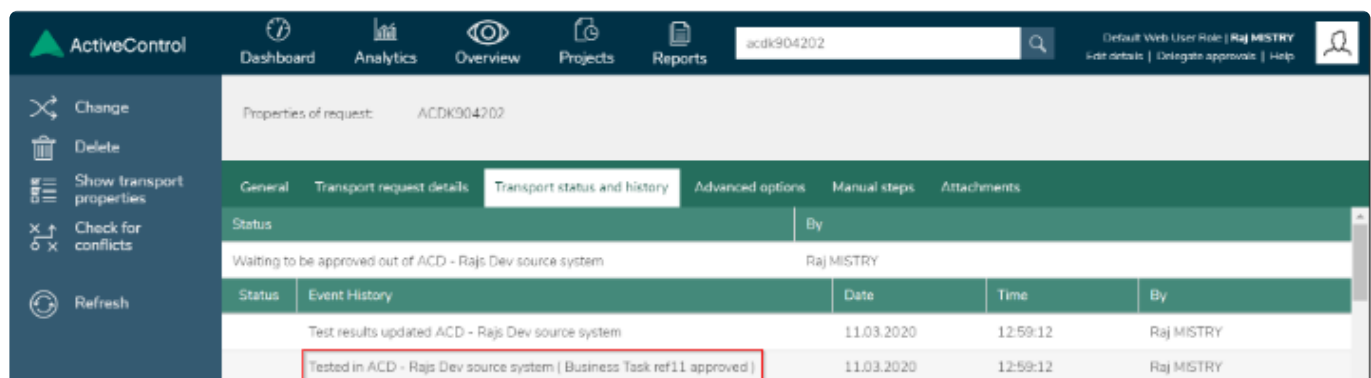
Several customers reported in recent ActiveControl releases that it was unclear if a Transport was signed off individually as part of Partial Testing scenario – or as a Result of Business Task-level test signoff.

To address this gap, the existing 'Events' for Transport Forms have been enhanced as part of ActiveControl 8.3 so that it contains more information about the Testing that has been done.



Properties of request: ACDK907578					
General Transport request details Transport status and history Advanced options Manual steps Attachments					
Status			By		
Waiting to be approved out of ACD - Rajs Dev source system			Raj MISTRY		
Status	Event History	Date	Time	By	
	Test results updated ACD - Rajs Dev source system	11.03.2020	13:45:07	Raj MISTRY	
	Tested in ACD - Rajs Dev source system (ACDK907578 approved)	11.03.2020	13:45:07	Raj MISTRY	

Figure: Event for Transport level test signoff



Properties of request: ACDK904202					
General Transport request details Transport status and history Advanced options Manual steps Attachments					
Status			By		
Waiting to be approved out of ACD - Rajs Dev source system			Raj MISTRY		
Status	Event History	Date	Time	By	
	Test results updated ACD - Rajs Dev source system	11.03.2020	12:59:12	Raj MISTRY	
	Tested in ACD - Rajs Dev source system (Business Task ref11 approved)	11.03.2020	12:59:12	Raj MISTRY	

Figure: Event for Business Task level test signoff

Configuration Steps

No additional configuration is required for these enhanced Events to be seen in the Windows GUI and Web UI screens (and backend Reporting).

Prevent ‘Save and Approve’ on ‘Waiting’ or ‘Information’ results.

Some customers requested that Testers should not be able to select “Save and Approve” in a Test Queue, when the test results is “Waiting” or “Information”.

A new standard user exit /BTI/TE_EXIT_STOP_APPROVE_0635 as been created to prevent this from being done by Testers.

Configuration Steps

Create an entry in table /BTI/TE_EXITC with value /BTI/TE_EXIT_STOP_APPROVE_0635

More information can be found in this online [Change Note](#).

3.1.3. Delete from Control Point in the Web UI

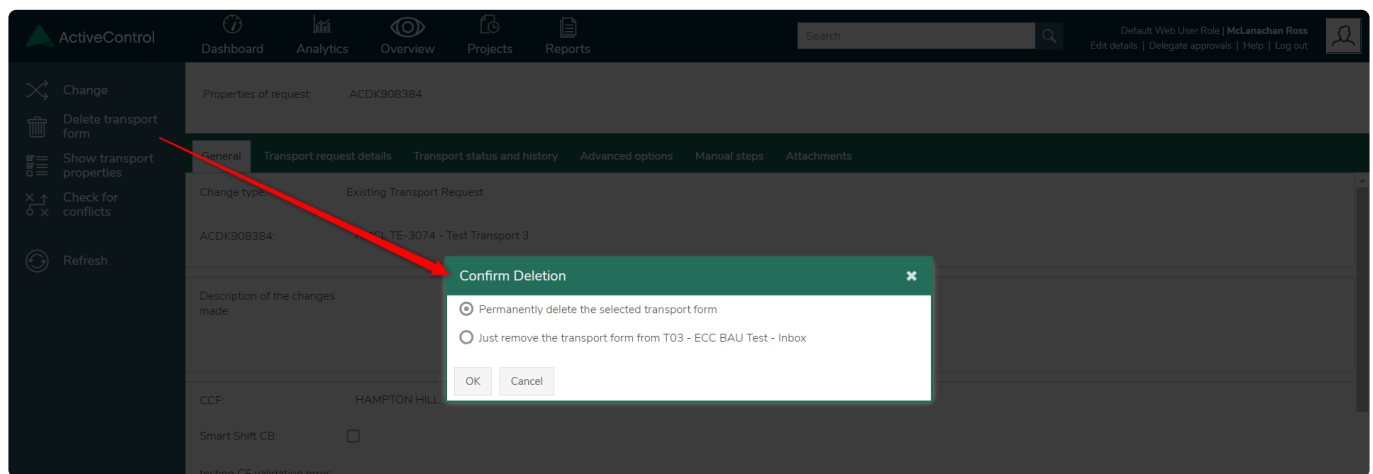
In the Windows GUI, it has always been possible to do the following with regards to Transport Form deletion:

- 1) Delete Permanently
- 2) Delete from Control Point

Prior to ActiveControl 8.3, it was only possible to do Permanent Deletion in the Web UI.

Some customers raised this as an Audit issue, and so the functionality has been enhanced in the Web UI as part of ActiveControl 8.3 to make it consistent with the Windows GUI. Now when performing a 'Delete Transport Form' within the Web UI, the same screen will be presented where authorised user can choose whether to do.

- 1) Permanently delete the selected transport form
- 2) Just remove the transport form from [Location]



Configuration Steps

No additional configuration is required to see this enhanced Deletion capability in the WebUI.

More information can be found in this online [Change Note](#).

3.1.4. Copying to clipboard in web UI screens

Prior to ActiveControl 8.3, it was only possible to copy/paste from limited grids in the Web UI.

Several customers raised this usability constraint and indicated that they would like to be able to copy/paste from ActiveControl Web UI into clipboard, and ultimately into other applications such as Excel, Word and messaging tools – instead of having to take screenshots.

As such, the ability to copy to clipboard has extended to more grid screens in the Web UI in ActiveControl 8.3, including the following:

- 1) Copy Transport Numbers from Transport Lists
- 2) Analyser Results
- 3) Approvals screen information

Configuration Steps

No new configuration is required to utilise this new capability.

More information – including screenshots can be found in this online [Change Note](#).

3.1.5. WebUI auto-refresh

Prior to ActiveControl 8.3 – the refreshing of the Dashboard and Business Task list screens within the Web UI were not automated.

This meant that if a user went in and did something like an Approval, the Dashboard screens were not automatically updated, and relied on the user hitting the refresh button in the application or in their browser.

Since some customers reported that this was causing confusion – configuration options have now been added to enable/disable this automated refresh.

Configuration Steps

In table /BTI/TE_WEBUICFG within the Domain Controller:

- i) maintain ALWAYS_RELOAD_TL as an 'X' to auto-refresh the Task list.
- ii) maintain ALWAYS_RELOAD_DB as an 'X' to auto-refresh the dashboard.

More information can be found in this [Change Note](#)

3.1.6. Exclude Targets from “Awaiting my Approval” metric

ActiveControl 8.0 introduced the Rules Engine, to allow more flexible and powerful rules around Approvals and Skipping within ActiveControl.

As some of our early-adopters have started to make use of the Approvals consumer within the Rules Engine to facilitate more flexible Approvals structures than was previously possible using the Transport Form [Group] field approvals concept, some reported a desire to be able to exclude certain Targets from the “Awaiting my Approval” metric in the Web UI.

Although these requests largely came from the perspective of improving the performance of load-time for the WebUI – this also has side-benefit for other customers want to have parallel targets in their Path for non-core functions (such as a holding Inbox for a Merge for a project path that will become live later)

To facilitate such requirements, ActiveControl 8.3 introduces the ability to exclude configurable Targets from the Awaiting my Approval metric.

Configuration Steps

Table /BTI/TE_EXCL_TAR can be maintained in the ActiveControl Domain Controller, to detail the targets/locations that should be excluded from the “Awaiting my Approval” metric in the Web UI.

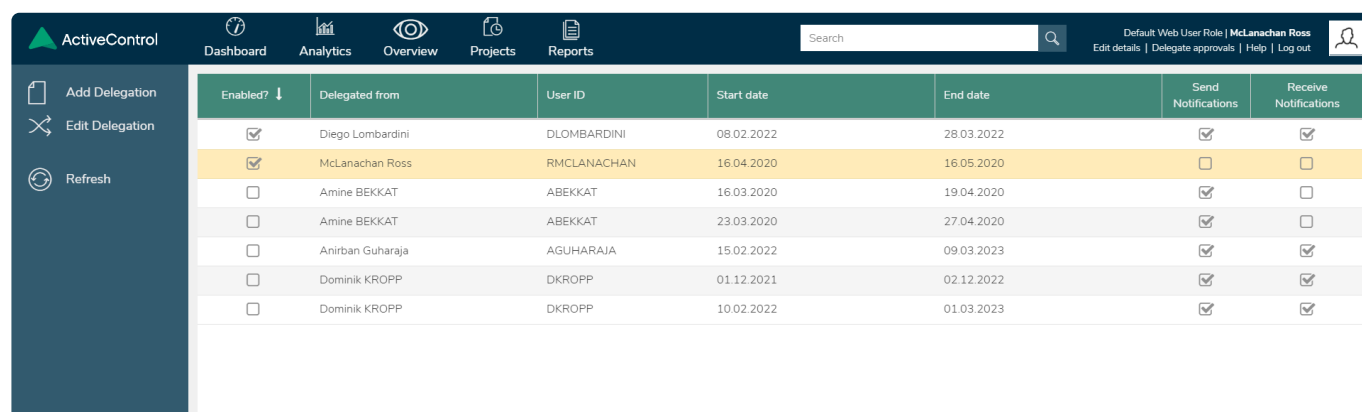
More information can be found in this online [Change Note](#).

3.1.7. Enhanced Delegation maintenance screens

The Delegation maintenance screens in the Windows GUI – and more recently also in the Web UI – have always had some limitations.

It was only possible to see the last edited delegation – so there was no indication if there were 2 or more delegations defined. This made it challenging for Users that could ‘Force Delegation’ to manage multiple active delegations.

As part of ActiveControl 8.3, the delegation screens have been enhanced in both the Windows GUI and Web UI, to make the maintenance of Delegations simpler and more transparent. It is now possible to see all present and future delegations that you are authorised to view, and all delegations where you are a recipient. It is also now possible to edit/add individual rows of the new screen (depending on whether you can delegate or delegate others). It is also now possible to filter and group Delegations by their attributes.



Enabled? ↓	Delegated from	User ID	Start date	End date	Send Notifications	Receive Notifications
<input checked="" type="checkbox"/>	Diego Lombardini	DLOMBARDINI	08.02.2022	28.03.2022	<input checked="" type="checkbox"/>	<input checked="" type="checkbox"/>
<input checked="" type="checkbox"/>	McLanachan Ross	RMCLANACHAN	16.04.2020	16.05.2020	<input type="checkbox"/>	<input type="checkbox"/>
<input type="checkbox"/>	Amine BEKKAT	ABEKKAT	16.03.2020	19.04.2020	<input checked="" type="checkbox"/>	<input type="checkbox"/>
<input type="checkbox"/>	Amine BEKKAT	ABEKKAT	23.03.2020	27.04.2020	<input checked="" type="checkbox"/>	<input type="checkbox"/>
<input type="checkbox"/>	Anirban Guharaja	AGUJARAJA	15.02.2022	09.03.2023	<input checked="" type="checkbox"/>	<input checked="" type="checkbox"/>
<input type="checkbox"/>	Dominik KROPP	DKROPP	01.12.2021	02.12.2022	<input checked="" type="checkbox"/>	<input checked="" type="checkbox"/>
<input type="checkbox"/>	Dominik KROPP	DKROPP	10.02.2022	01.03.2023	<input checked="" type="checkbox"/>	<input checked="" type="checkbox"/>

Figure: Enhanced Delegation screen in the Web UI.

Configuration Steps.

No new configuration is required to benefit from the enhanced Delegation screens in the Windows GUI and Web UI.

4. Integrations (8.3)

4.1. smartRetrofit

ActiveControl 8.3 introduces a new integration between ActiveControl and smartShift (a 3rd Party product developed by [smartShift Technologies](#))

This integration is to enable customers that have purchased both products to deliver a more automated migration of relevant ECC objects into a new S/4 Development track.

The Integration is intended so that SAP customers can use ActiveControl to deliver its existing end-to-end workflow process and associated automation, but also use:

- (i) ActiveControl Merge to migrate customising objects from ECC to S/4 (and any other object types not mentioned in (ii))
- (ii) SmartRetrofit to migrate workbench objects (specifically PROG/FUGR/CLASS type objects) from ECC to S/4

Configuration Steps

More details of this integration – along with the technical configuration – can be found in separate [Integration Guide](#).

If you are interested in making use of this new Integration capability as part of your S/4 migration, please express interest via your Basis Technologies Account Manager.

4.2. abapGit & Jenkins Integration

Basis Technologies have developed an ActiveControl integration with abapGit and Jenkins as part of customer pilots into these new approaches.

The purpose of these integrations is to achieve an automated CI//CD workflow by the triggering code builds and automated tests.

The first option is for ActiveControl and Jenkins to be connected as an Outbound and Inbound Integration as part of an automated QA workflow:

- For the Outbound integration, When transports arrive in a QA Test Queue, ActiveControl will send a (configurable) URL request to Jenkins containing the Business Task details that are to be tested, and lock the ActiveControl Import Queue (to prevent further transports being imported for the duration of the automated tests). Jenkins will then be used to trigger the required test automation processes.
- For the Inbound integration, ActiveControl will receive back a test Pass/Fail from Jenkins, and assuming a Pass, automatically add a Test Sign-off result into the associated Business Task(s) and then move them forward in the workflow to the subsequent Control Point. (E.g. for UAT to then be performed)

In addition, for customers using abapGit based distributed development via a Git host such as GitHub, Bitbucket, GitLab, etc. developers can work independently in parallel via feature branches in local (personal) development systems. When a Git merge process is carried out, ActiveControl can now trigger a Jenkins build to perform such activities as...

- Merge the feature branch code into the master code branch
- Merge the code into the main / central SAP development system
- Run build tests and if the build fails, revert back to the previous code version
- Create the SAP transports and corresponding ActiveControl transport forms / Business tasks

This process has the advantage of allowing parallel development of features and enhancements completely independently of other developers with the code only being merged into a main / central development system when the development is complete. This provides much more flexibility in SAP development as the object conflicts commonly encountered in shared SAP development systems are significantly minimized.

Configuration Steps

More details of this integration – and the technical configuration – can be found in separate online Integration Guide.

If you are interested in making use of this new Jenkins Integration capability, please express interest via

your Basis Technologies Account Manager.

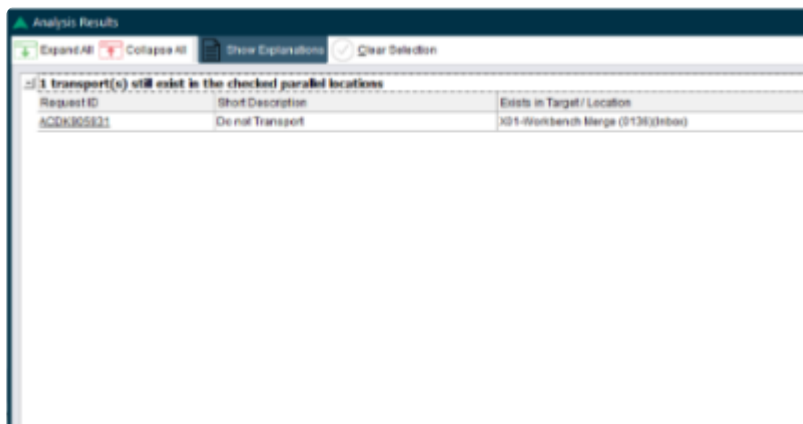
5. ShiftLeft Analysers (8.3)

5.1. New Shiftright: Check Transport Presence (0068)

ActiveControl 8.3 introduces the a new (0068) Check Transport Presence analyser.

This analyser been added for customers with branched transport paths (eg a single development and multiple QA and Production systems), to help ensure a process where they might not want a transport to be deployed further down one branch of the Path until it has gone beyond a certain point in other branch(es).

The original use case was where one customer did not want an ECC transport to move beyond the ECC test system until it had already been merged into the new S/4 landscape – however the Analyser can also be useful in other scenarios. One likely common other use case is for customers with parallel test systems – to ensure that the transport is not moved to Production until it has been tested successfully in all of the parallel test systems.



The screenshot shows a software window titled 'Analysis Results'. It has a toolbar with buttons for 'Expand All', 'Collapse All', 'Show Expansions', and 'Clear Selection'. Below the toolbar, there is a table with the following data:

Request ID	Short Description	Exists in Target Location
ACDK305821	Do not Transport	X01-Workbench Merge (S136) (Inbox)

Configuration Steps

More information on this new Analyser – and instructions on how to configure it – can be found in this online [Change Note](#).

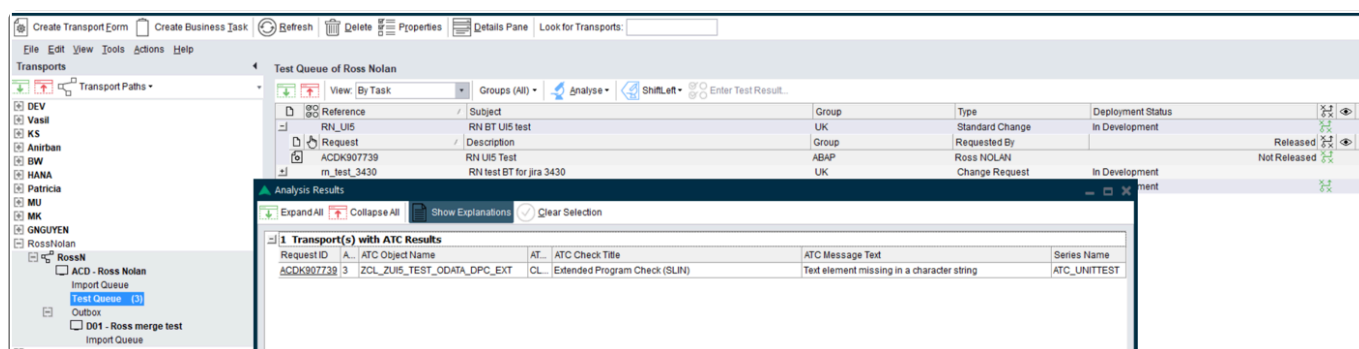
5.2. New Shiftleft: DevEnforcer: Check ABAP Test Cockpit results (0069)

ABAP Test Cockpit (ATC) is a standard SAP tool for checking the quality of ABAP programs. ATC allows you to run static checks and ABAP Unit tests for your ABAP programs. You can install and run ATC locally in the systems of your development landscape or alternatively install ATC centrally as a Hub and check your systems using Remote Code Analysis in ATC.

On the back of a couple of Customer requests, Basis Technologies have developed a new ATC Analyser to automate the checks as part of an automated ActiveControl workflow.

The new **DevEnforcer: Check ABAP Test Cockpit results (0069) analyser** will allow you to connect to a Target System, either:

- (i) a Local Dev System: to run an ATC Check on the Transports highlighted in Active Control).
- (ii) a Central ATC System: to look for the last running of a Central Series Run of ATC and compare the objects in AC Transports with the results from the ATC check and return the matching objects from the ATC results.



Configuration Steps

More information on this new Analyser – and instructions on how to configure it – can be found in this online [Change Note](#).



More information on Remote ATC can be found in this [external SAP link](#). More information on setting up Remote Code Analysis using ATC can be found in [another external SAP link](#)

5.3. Enhanced Check Dependencies (0030)

Prior to ActiveControl 8.3, the Check Dependencies (0030) analyser that forms part of the General Analysis only analysed Transport Forms originating from the same SID.

This resulted in a handful of customers providing feedback over the years that they were not warned when a Business Task contained transports of different same SIDs within the same path (eg an ECC transport and an external Vendor transport) , or when a Business Task contained transports in different paths (e.g. an ECC transport and a BW transport) – and that this had resulted in partial changes (i.e. not all transports in the Business Task) inadvertently being moved to Production.

To address this feedback, the Check Dependencies (0030) analyser has been enhanced via a new optional parameter (INCLUDE_OTHER_TRS) parameter, that when switched on, will highlight transports of other SIDs sitting further back in landscape (either in the same path, or in another path).

Configuration Steps

More information can be found in this [online Change Note](#)

5.4. Enhanced Conflict Analysis (0035) (S/4 object renaming)

The name of some standard SAP objects change in S/4 versus what they were previously called in ECC – even though the object is ostensibly the same.

As such, the Conflict Analysis (0035) has been enhanced to cover this mapping as part of the analysis, to help customers that are using ActiveControl Merge as part of their S/4Hana migration.

Configuration Steps

Please refer to this [online Change Note](#) for further details of this Enhancement along with the configuration steps to use it.

5.5. Enhanced DevEnforcer (exclude External Transports)

Prior to ActiveControl 8.3, ShiftLeft: DevEnforcer analysis checks always included External Transports.

Some customers highlighted that for their organisations this was not really necessary – since the code was being done externally – but also because the external transport was already released and so nothing could be done to mitigate any issues anyway.

As such, ActiveControl 8.3 includes a new parameter `IGNORE_EXTERNAL_TRANSPORTS` on the Analyser configuration screen to exclude External Transports from the analysis check and results.

This new parameter can be used in all three DevEnforcer analysis types:

- Standards
- Performance
- Security

Configuration Steps.

Parameter **`IGNORE_EXTERNAL_TRANSPORTS`** can be set via the usual Analyser configuration screens in the Windows GUI.

More information can be found in this [online Change Note](#)

5.6. Enhanced Deep Impact Analysis (0060) (Reference Target)

Earlier in 2020, a customer reported a scenario whereby Deep Impact Analysis (0060) was reporting missing dependent objects against a Development system when running DIA between QA and Production, when in fact those missing objects were actually always only intended to remain in the Development system and never be transported to QA and Production.

As such, the Customer requested a solution whereby you can specify the Reference target where the dependency needs to be checked. This would therefore allow them to run the Deep Impact Analysis (0060) between their QA system and Production, and not get 'spurious missing dependencies for objects that were only ever meant to remain in Development SAP system.

ActiveControl 8.3 introduces the capability to define the Reference Target to check for Dependencies.

Configuration Steps

Optional new Parameter EXISTS_IN_REF_TARGET should be set to the Reference Target system number in which the Dependency needs to be checked again.

As an example, if your landscape is DEV > QA > PROD – and you are running Analyser between QA and Production, if the analyser finds some missing object dependency in Production, if you have set EXISTS_IN_REF_TARGET as the QA system, then it will look to see if the object exists in QA. If it does not, then the Analyser will exclude that object dependency from the Analyser results.

Target Properties - S/4 Project Dev System MERGE (ACD)

General Import Options Import Options II Inbox Approvers Outbox Approvers **Analysis Types**

Location

- All
 - Inbox
 - Import Queue

Analysis Type

Id	Description
<input checked="" type="checkbox"/> 0060	Deep Impact Analysis (New)
<input type="checkbox"/> 0061	Critical impact analysis
<input type="checkbox"/> 0062	Check Inter-dependencies in Pat
<input type="checkbox"/> 0063	Approver SOD Check
<input type="checkbox"/> 0064	Check SAP Import
<input type="checkbox"/> 0065	Integration status check
<input type="checkbox"/> 0066	Version Comparison
<input type="checkbox"/> 0067	Impacted Batch Jobs
<input type="checkbox"/> 0068	Check Transport(s) Presence
<input type="checkbox"/> 0069	Check ATC results
<input type="checkbox"/> 9001	RN Test - Custom Test Impact Re
<input type="checkbox"/> 9002	Sample analyser to test analysis
<input type="checkbox"/> 9003	Sample analyser to test conflict

Settings

Parameter	Value
Attributes	
Id	0060
Name	Deep Impact Analysis (New)
Mandatory	No
Check Subsequent Target	No
Approval & Import Prevention	
Parameters	
CHECK_MISSING_OBJECT_IN_SOURCE	
DEEP_IMPACT_RELEVANT_OBJECTS	
EXISTS_IN_REF_TARGET	56
GROUP_IMPORT_METHODS	
INCLUDE_DUPLICATES	
LEVELS	1
MAX_LINKAGE_AGE	1
MAX_LINK_TIME	60
MAX_OBJ_TIME	2
RELEASE_TASKS	

Configure return codes which can prevent approval or import of Transport Requests. Add Remove

OK Cancel

Figure: New Parameter has been added to the 0060 Deep Impact Analysis (New) analyser.

More information can be found in this online [Change Note](#).

- ✿ As part of ActiveControl 8.3, backend program /BTI/TE_DI_LINKS_EXPLORE has also been extended, to show link paths, and be able to expand to multiple paths. This program is generally used by Basis Technologies as part of troubleshooting customer queries, but can also be used by ActiveControl Administrators.

5.7. Exclude Transport Piece Lists from Conflict Analysis and Overtake/Regression checks

During 2020, a couple of customers commented that the 0005 Conflict Analysis was picking up on Piece List transports created at SAP level – and these analyser warnings were not adding any value.

As such, the exclusion of Piece List transports from the Conflict Analysis and Overtake/Regression checks has been delivered as part of AC8.3

Configuration Steps

There is no new configuration required for this Enhancement. From AC8.3 onwards, Piece List transports will be automatically excluded from all Analyser results.

5.8. Conflict analysis should ignore “merged” transports

As part of ActiveControl – housekeeping has always needed to be performed to set IGNORE flags on transports that have gone through the landscape, to avoid spurious analyser results over time

Information around this process is detailed in this separate online [Knowledge Article](#). To minimise this ongoing manual housekeeping activity, the Conflict Analysis (0005) analyser [and also Conflict Analysis (0035) that forms part of General Analysis] has been enhanced in ActiveControl 8.3 via a new optional parameter EXCLUDE_MERGED, that when switched on, will avoid Results relating to merged conflicts.

Setting this parameter will avoid the need for customers doing 2-way Merge to have to set YBT_TE_IGNORE via ongoing housekeeping activity.

Customers doing 1-way Merge will still need to set YBT_TE_IGNORE via ongoing housekeeping activity for the transports that they do not merge.

Configuration Steps

More information can be found in this [online Change Note](#)

6. Authorisations

6.1. More granular Deletion authorisations

Prior to ActiveControl 8.3, there were two Deletion related Authorisation activities for Transport Forms.

Y_TFORM – DELETE

Y_TFORM – DELETEOTHERS

Some customers reported that this was rather restrictive, and there were scenarios where they would like more granularity, such as when certain users should be able to delete Transport Forms that had not been imported, but not ones that had been imported, or when certain users should also be able to delete unreleased Transports, but not released Transports.

As such, the authorisation to delete Transport Forms has been made much more granular and flexible as part of ActiveControl 8.3.

A new Authorisation Object Y_FORMDEL has been created with two underlying Authorisation Activities.

Y_FORMDEL – **DELETECP**

Y_FORMDEL – **DELETEPERM**

Each of these authorisation activities can be restricted as follows:

- Group ID
- Type ID
- Transport is deployed
- Transport Form has transport (ie has the transport been deleted at SAP level)
- Transport Form is mine
- Transport is released

Configuration Steps

More details on these new authorisations can be found in this [online Change Note](#).

6.2. Prevent attachment (and removal) of Files and URLs

ActiveControl has long offered the ability for customers to upload file attachments and/or create URL links to such attachments into ActiveControl.

Many customers use this as a way of ensuring appropriate document is accessible via the Test Results, Business Task or Transport Form screens – depending on any existing document management solutions and processes within the organisation.

Several customers had requested the ability to restrict the process to one or the other – and indeed to prevent the removal of already uploaded files or URL link – generally because uploading documentation into ActiveControl was not part of their agreed processes, or because they wanted to avoid a detrimental impact of large files being added into their Domain Controller SAP system as that would have a significant impact on the sizing footprint of ActiveControl, or because they were concerned about the audit risk of existing documentation being deleted by users.

As such, these capabilities have been added using new authorisation objects in ActiveControl 8.3:

ADDURL : allows ability to attach URL

ADDFILE : allows ability to attach file

REMOVEATTACHMENT : ability to remove selected file/URL

Configuration Steps

More details on this Change be found in this online [Change Note](#)

6.3. Developer ability to add User Roles to Business Tasks

The Rules Engine introduced as part of ActiveControl 8.0 has resulted in a lot more use of User Roles within ActiveControl at a lot of our customers. One common example of this is the use of such Roles to facilitate a dynamic Peer Review process within an ActiveControl workflow (as described in this online [Knowledge Article](#))

As a result of this, it became apparent that most customers would want to have the (Y_TE_TASK) ADDROLE authorisation activity as part of the out-of-the-box ActiveControl Developer role (/BTI/TE:STD_DEVELOPER_AUTHS)

As such, ADDROLE has now been added to the standard Developer role as part of ActiveControl 8.3.

Configuration Steps

No new configuration is required. However please note that if you are upgrading ActiveControl and are using Z roles, you would want to consider adding ADDROLE to your Z role as part of the Upgrade process.

7. Reporting

7.1. Enhanced 'Display Change Documents' report

Analysers configuration within Display Change Documents

Prior to ActiveControl 8.3, configuration to Analysers was not tracked via the ActiveControl 'Change Documents Report' (transaction: /n/BTI/TE_RCHANGE_DOCS) .

On the back of customer feedback that this could pose a potential SOX-compliance risk – in that Administrators could potentially add/remove/alter the configuration of Analysers without it being auditable later – the capability has now been added to the Report via /BTI/TE_ANALYSE object class.

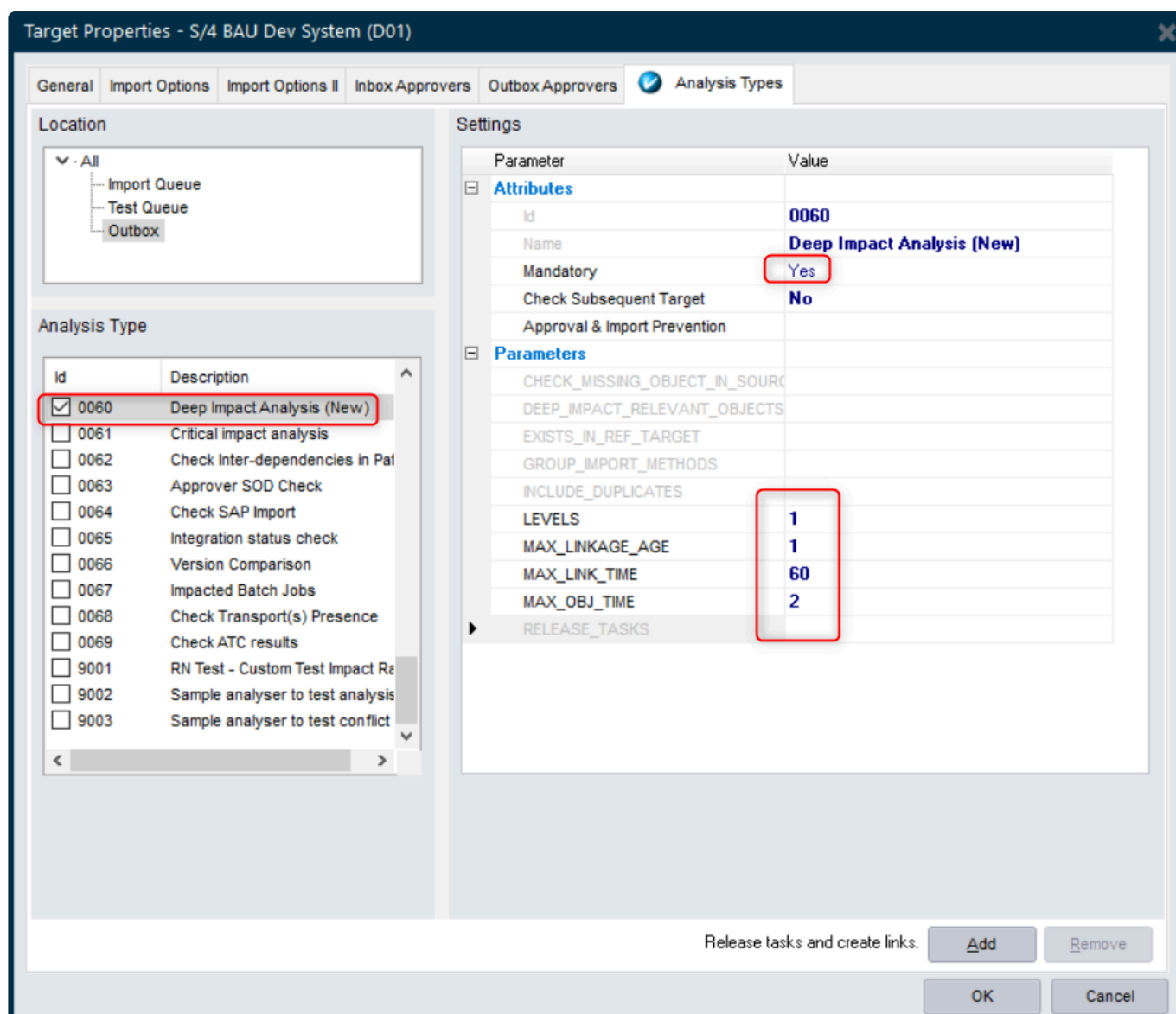


Figure 1: Example configuration of Analyser within Windows GUI configuration (the analyser has been switched on, made mandatory and several parameters configured)

Display Change Documents

Menu | [] | Save as Variant... | Back | Exit | Cancel | System | Execute | Get Variant...

Object class: **/BTI/TE_ANALYSE**

Object ID: []

Last changed by: RMCLANACHAN

From Date: 16.04.2020

From Time: 00:00:00

To Date: 16.04.2020

To Time: 23:59:59

Change document number: []

Table Name: []

Table Key: []

Change type: []

Figure 2: Change Document Report selection screen.

Change Documents for Object Class /BTI/TE_ANALYSE

Menu | [] | Back | Exit | Cancel | System | Details | Sort in Ascending Order | Sort in Descending Order | Set Filter | Print Preview | Local File... | Mail Recipient | Graphic | Change Layout...

User	Date	Time	Table Name	Change typ	Field Name	Old value	New value	Event log
RMCLANACHA	16.04.2020	13:44:58	/BTI/TE_ANLCP	Inserted	MANDATORY		X	Deep Impact Analysis (New) analyser - MANDATORY parameter activated on target D01 - S/4 BAU Dev System - Outbox
RMCLANACHA			/BTI/TE_ANLCPV	Inserted	PARAMVALUI		1	Deep Impact Analysis (New) analyser - LEVELS parameter set to 1 on target D01 - S/4 BAU Dev System - Outbox
RMCLANACHA			/BTI/TE_ANLCPV	Inserted	PARAMVALUI		1	Deep Impact Analysis (New) analyser - MAX_LINKAGE_AGE parameter set to 1 on target D01 - S/4 BAU Dev System - Outbox
RMCLANACHA			/BTI/TE_ANLCPV	Inserted	PARAMVALUI		60	Deep Impact Analysis (New) analyser - MAX_LINK_TIME parameter set to 60 on target D01 - S/4 BAU Dev System - Outbox
RMCLANACHA			/BTI/TE_ANLCPV	Inserted	PARAMVALUI		2	Deep Impact Analysis (New) analyser - MAX_OBJ_TIME parameter set to 2 on target D01 - S/4 BAU Dev System - Outbox

Figure 3: Change Documents Report showing the Example configuration changes.

Configuration Steps

No additional configuration is required to be able to track and audit Analyser configuration via the existing Change Documents Report.

User Roles configuration

Rules Engine approvals consumer introduced as part of ActiveControl 8.0 enables a lot more granular Approvals within ActiveControl.

As part of the Approvals consumer, there is likely to be increased use of User Roles configured via the [User Roles] tab in the Windows GUI configuration screen.

Early Adopters of the Rules Engine reported a potential risk of changes made to User Roles not being auditable, and so as part of ActiveControl 8.3, the existing Change Documents Report has has been

enhanced to capture changes to User Roles. This takes the form of

- 1) the creation or updates to User Roles (ie changes in /BTI/TE_ROLEU – made via the Windows GUI configuration screen)
- 2) changes (ie additions or deletions to User Role assignments (ie changes in backend table /BTI/TE_ROLEUX, again made via the Windows GUI configuration screens.

Configuration Steps

No additional configuration is required to be able to track and audit Analyser configuration via the existing Change Documents Report.

7.2. Enhanced Transport / Task Activity & Events Audit Report

Testing Events in the Transport/Task Activity & Events Audit Report

The Transport / Task Activity & Events Audit Report has long been used by Basis Technologies customers to track the key activity done against particular Transport Forms and Business Tasks as part of operational and audit related organisational processes.

Prior to ActiveControl 8.3, only Inbox, Outbox and Import Queue were auditable as part of the Report. Given this did not give a full picture – in the sense of not including Testing activity – the Report has been enhanced as part of ActiveControl 8.3 so that testing events can also be reported via the Report. This should hopefully give ActiveControl users more of a ‘one-stop shop’ report to monitor all key workflow actions performed against a particular Transport Form or Business Task.

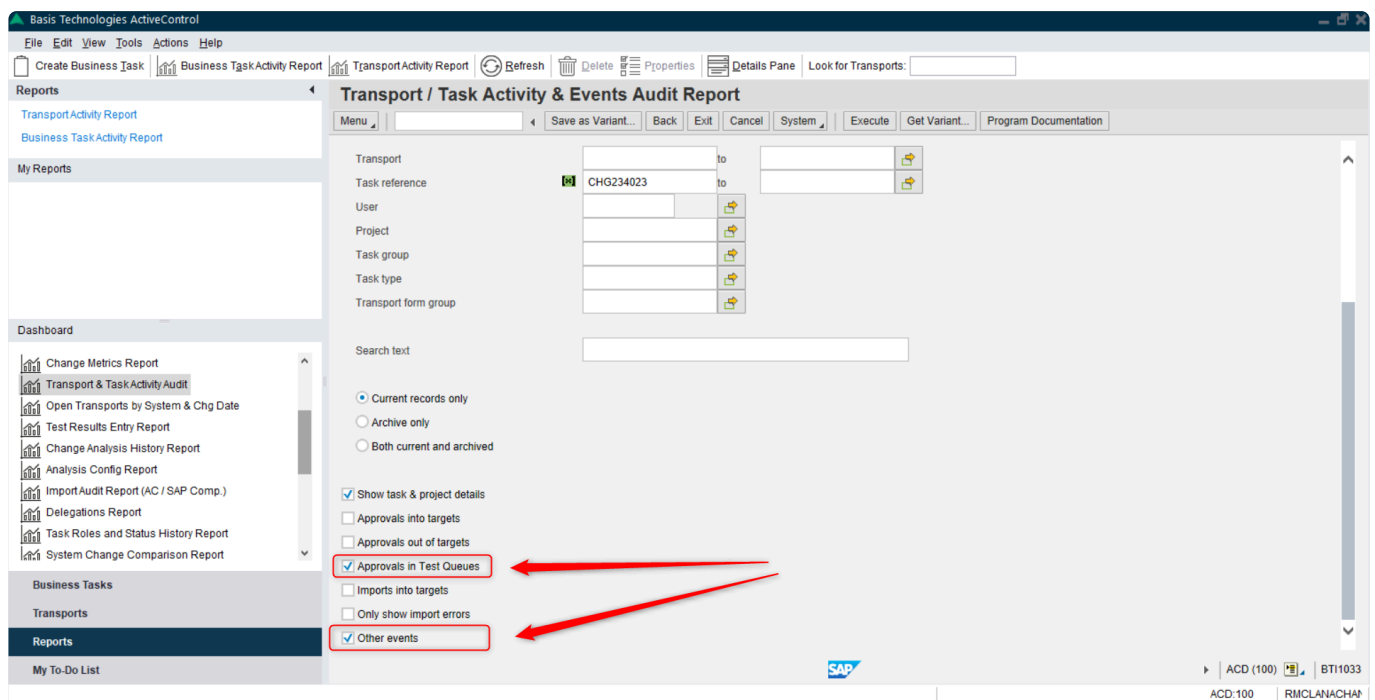


Figure 1: New optional “Approvals in Test Queue” option can be checked to include Testing Events.



Please note that “Other Events” option must also be checked to see Testing Events.

Transport / Task Activity & Events Audit Report											
Menu		Back	Exit	Cancel	System	Details	Sort in Ascending Order	Sort in Descending Order	Set Filter	Print Preview	Local File...
		Mail Recipient	Graphic	Change Layout...	Select Layout...	>>					
Project	Task Refer	Task Description	Task Group	Task Type	Target ID	SID	Target Description	Action	Location	Error	RC
Agile	CHG234023	Billing Changes	UK	Incident Fix				Transport Form Unlocked			D01K939105
Agile	CHG234023	Billing Changes	UK	Incident Fix	57	D01	S/4 BAU Dev System	Tested (Business Task signoff)	Test Queue		D01K939105
											Alternate transport for Analyzer test
											Alternate transport for Analyzer test

Figure 2: Report output example showing a Test Queue signoff Event.

Configuration Steps

No additional configuration is required to be able to report on Testing Events as part of the existing 'Task Activity & Events Audit Report'.

✿ Please note that Testing Events within ActiveControl have also been enhanced as part of ActiveControl, to make it easier to differentiate between a Business Task-level Test Queue signoff, and an individual Transport Form-level 'partial testing' Test Queue signoff..

Rejection Comments within Transport / Task Activity & Events Audit report

On the back of customer feedback, the "Transport / Task & Events Audit report" (transaction /n/BTI/TE_RACT_EVENTS) has also been enhanced as part of ActiveControl 8.3 to also include Rejection Comments entered during the Rejection of a Transport Form in an Inbox or Outbox.

Rejection Events will be included in the Report output by checking the "Other Events" checkbox in the Report selection screen.

ActiveControl

Dashboard
Analytics
Overview
Projects
Reports

D01K928163

Default Web User Role | McLanahan Ross
Edit details | Delegate approvals | Help | Log out

Save
Cancel

Reason for rejection: Functional testing insufficient

Comments:

You have forgotten to attach UAT evidence. Please mitigate, and I can then approve for Production.

Thanks

Move to control point: T01 - S/4 BAU Test System - Test queue

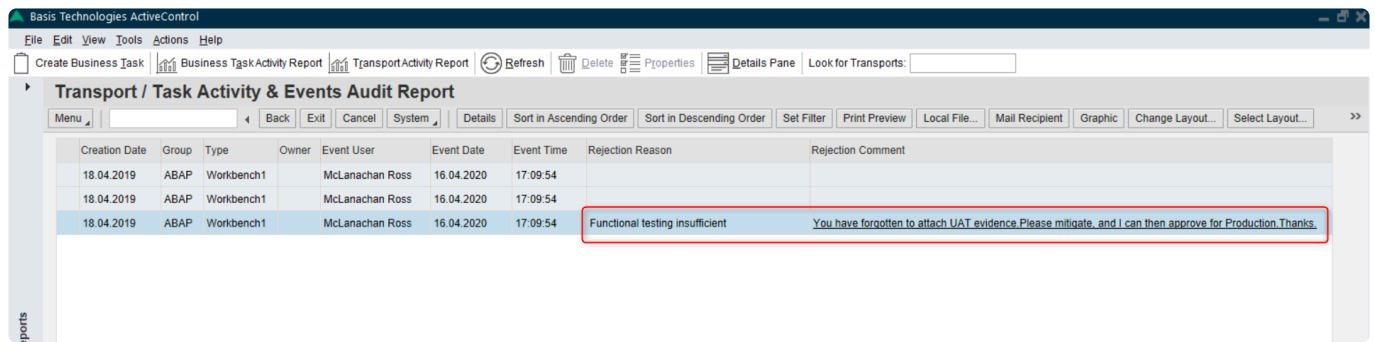
Accruals Billing Fix
CH0123012

Current Location: T01 - S/4 BAU Test System - Outbox

Follow

Owner:

Figure 1: Example Rejection in the WebUI.



Creation Date	Group	Type	Owner	Event User	Event Date	Event Time	Rejection Reason	Rejection Comment
18.04.2019	ABAP	Workbench1		McLanachan Ross	16.04.2020	17:09:54		
18.04.2019	ABAP	Workbench1		McLanachan Ross	16.04.2020	17:09:54		
18.04.2019	ABAP	Workbench1		McLanachan Ross	16.04.2020	17:09:54	Functional testing insufficient	You have forgotten to attach UAT evidence. Please mitigate, and I can then approve for Production Thanks.

Figure 2: Transport / Task & Events Audit report showing the Example rejection.

Configuration Steps

No additional configuration is required to be able to track and audit Inbox/Outbox rejections in the existing configuration via the existing Transport / Task & Events Audit Report.

7.3. Enhanced System Rebuild Report

Prior to ActiveControl 8.3, the System Rebuild Report (transaction /n/BTI/TE_USYS_REBUILD) did not handle the following scenarios well:

- i) paths with Virtual Targets between the source and target systems of the refresh
- ii) Transports Forms that had been deleted.

As such, the System Rebuild Report has been enhanced as part of the latest ActiveControl and is now split into four sections

- 1) Change Requests applied to Source
- 2) Change Requests applied to Target
- 3) Change Requests applied to Source, Skipped the Target
- 4) Change Requests NOT applied to Source that Skipped the Target

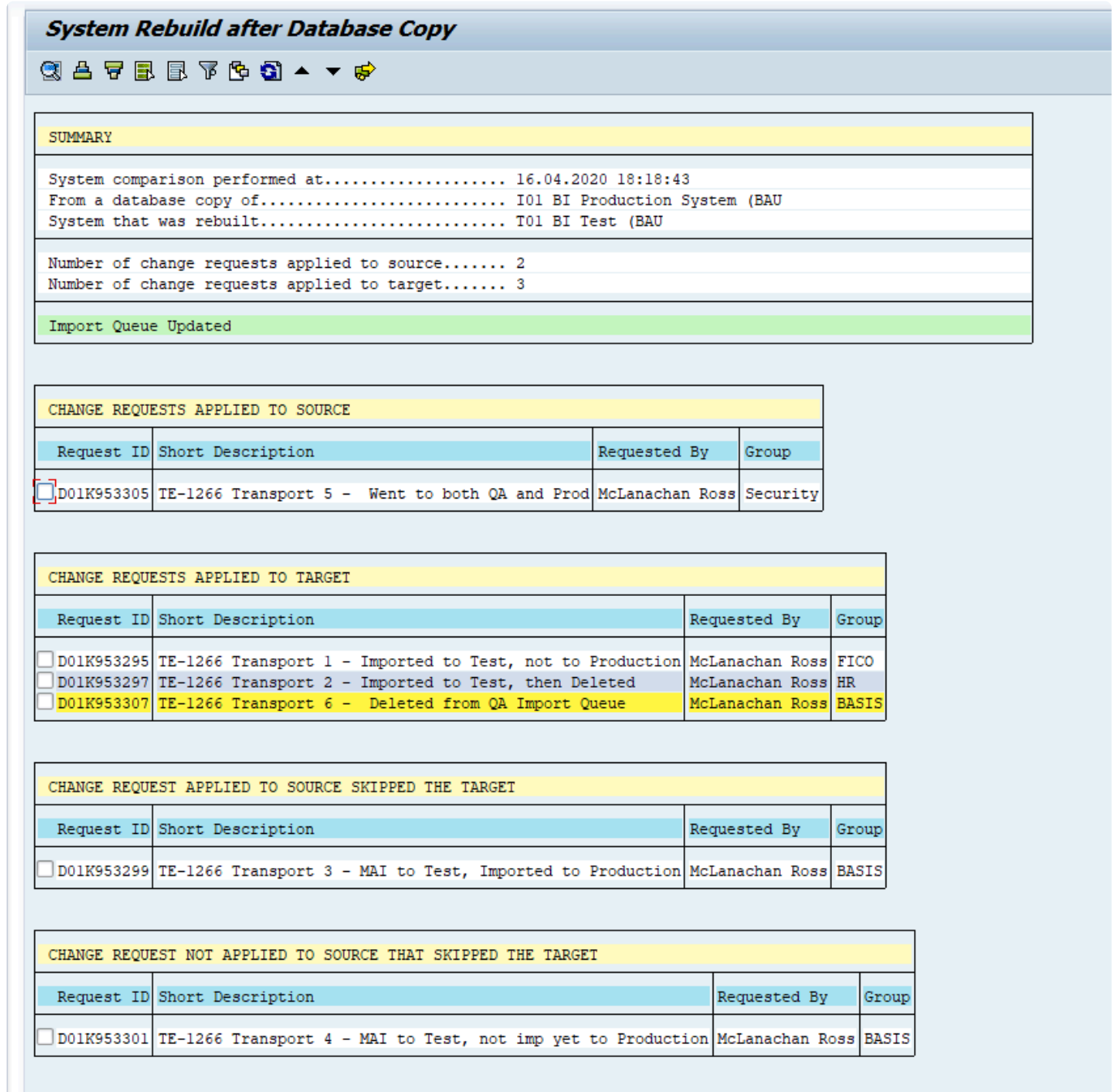


Figure: Enhanced System Rebuild Report

As before, the Report can be run in Test Mode to see the results. When not run in Test Mode, it is now possible to de/select transports in the Output screen that are actually needed to be put back in to the Target system Import Queue. (prior to ActiveControl 8.3, everything had to be applied into the Import Queue and then a manual exercise undertaken to remove the Transports that were not really needed to be applied in the Target system.

✿ Transports that have been deleted are highlighted in yellow text on the Report.

Configuration Steps

More details on this Change can be found in this online [Change Note](#).

8. Other Enhancements (8.3)

8.1. Enhanced Merge ToC user ownership

Prior to ActiveControl 8.3, the Transport of Copy (TOC) created as part of Merge process always got assigned against the AC_RFC user.

Some customers raised that they would prefer than in 1:1 scenario, they would prefer the TOC to be owned by the user that created the original source transport.

As such, a new Merge configuration option “For 1:1 merges make the merge transport form owner the same as the original owner” has been added.

Target Properties - S/4 Project Dev System MERGE (ACD)

General Import Options Import Options II Inbox Approvers Outbox Approvers Analysis Types

Merge / Parallel Development Streams (Continued)

Transport target for merge requests

Merge Size 1:1 Merge Path S/4 Project Path

Merge Type Merge Merge Group

Merge Task ...

☐ Stop on BW post-processing error

On Error : Stop

☒ For 1:1 merges automatically copy over transport form manual step details

☒ For 1:1 merges make the merge transport form owner the same as the original owner

Unconditional Modes

Automatically apply the following unconditional modes when importing a transport request into this target, regardless of what unconditional modes are specified on the transport form.

☒ 1. Import requests that have been imported before (always selected) ☐ 6. Overwrite objects in unconfirmed repairs

☐ 2. Overwrite original objects ☐ 8. Import customer table entries

Custom Processing

Pre-import logical command:

☐ Execute on the target SAP system

Post-import logical command:

☐ Execute on the target SAP system

Configuration.

Switch on the (optional) new configuration option if desired



This new option only works for 1:1 Merge scenario. Consolidated merge TOCs will continue to always be assigned to the AC_RFC user.

8.2. New Inline Risk user exit hook

Since release 6.10, it has been possible to validate the contents of a transport using Inline Risk Analysis capability in the SAPGUI. This was added in 2015 to support an object allowed lists / blocked lists capability in ActiveControl – whereby certain objects could/not be changed in certain Development environments. More recently in 2017, this Inline Risk capability was extended to support custom messaging as part of an ECC>S/4 migration.

As part of ActiveControl 8.3, a new User Exit hook is being added at the point of the Inline Risk functionality. This is to support a specific Basis Technologies' customer's need to further tailor the process to their individual needs.

Configuration Steps

Information on how to use the new /BTI/TE_EXIT_SAMPLE_0131 user exit hook are detailed in this online [Change Note](#)

8.3. Maintain/change default OOTB [Reason for Rejection] dropdown values

As of ActiveControl 8.3, it is now possible to customise the [Reason for Rejection] dropdown values that are seen in the Inbox/Outbox Rejection screen.

This has been added to allow Customers to tailor the default out-of-the-box values to terminology used within their own organisation.

Change View "AC: Rejection Reasons": Overview

New Entries

Reject ID	Language	Description
1	DE	Unerwartete Änderung
1	EN	Unexpected change
2	DE	Unerlaubte Änderung
2	EN	Unauthorised change
3	DE	Designokumentation unzureichend
3	EN	Design documentation insufficient
4	DE	Modultest unzureichend
4	EN	Unit testing insufficient
5	DE	Funktionaler Test unzureichend
5	EN	Smoke Testing failed. Please review.
6	DE	Verletzung von Entwicklungsstandards
6	EN	Development standards violation
7	DE	Konfiguration fehlerhaft
7	EN	Configuration incorrect
8	DE	Inkompatible Funktionalität
8	EN	Incompatible functionality
A	DE	benutzerdefinierter Ablehnungsgrund 1
A	EN	custom rejection reason 1
B	DE	benutzerdefinierter Ablehnungsgrund 2
B	EN	custom rejection reason 2
C	DE	Ablehnungsgrund Brauch 3
C	EN	rejection reason custom 3
D	EN	SHOW_CONFLICTING_OBJ_KEYS
E	EN	TE3390

Figure 1: Example configuration of a non-standard Rejection Reason

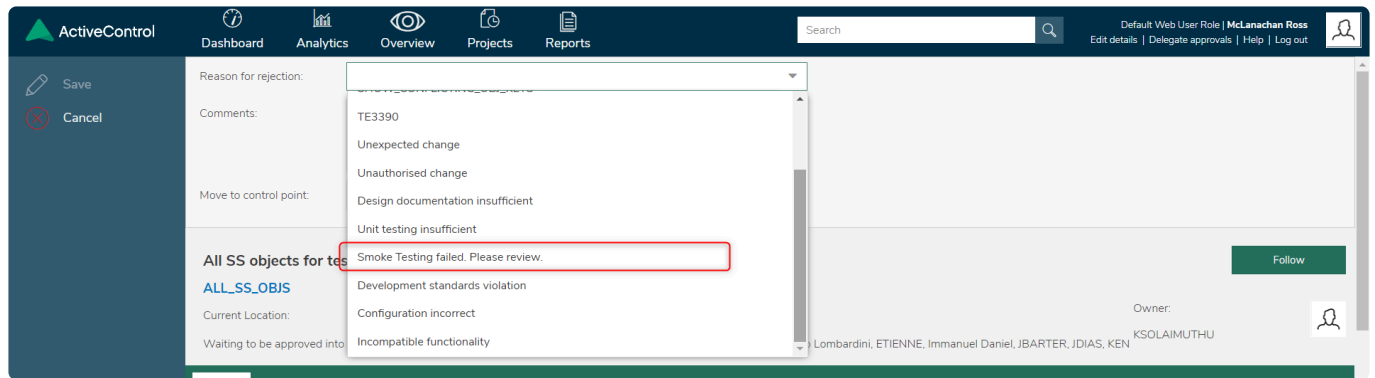


Figure 2: Custom Rejection Reason as seen in the Web UI

Configuration Steps

Rejection Reasons can be maintained via transaction /n/BTI/TE_REJ_REASON in the Domain Controller.

Further details on how to configure this new capability are detailed in this [online Change Note](#).

8.4. Utility Programs

8.4.1. Enhanced DC Migrations (Import/Export programs)

For several years, the following Export and Import programs have been used within ActiveControl to perform data and/or configuration migrations from one Domain Controller to another:

```
/BTI/TE_RBACKUP_DATA_EXP_NEW  
/BTI/TE_RBACKUP_DATA_IMP_NEW
```

Over the years, Basis Technologies have seen sporadic recurring issues during the process resulting in different endianess between the source and target Domain Controller SAP systems. (ie where one is Little Endian and the other is Big Endian) – which sometimes resulted in “OBJECTS_NOT_FLATLIKE” shortdumps during the migration process, resulting in avoidable delays in the DC migration process.

To avoid these issues on an ongoing basis, the Export and Import Programs have been enhanced as part of ActiveControl 8.3.

Going forward, the following V3 utility programs should be used instead:

```
/BTI/TE_RBACKUP_DATA_EXP_V3  
/BTI/TE_RBACKUP_DATA_IMP_V3
```

Configuration Steps

No configuration is required to use the new Programs. More information can be found in this [online Change Note](#).

8.4.2. Enhanced Data Migration process (for New Customers)

The go-live of ActiveControl requires a Data Migration of Transports and Tickets into the tool as Transport Forms and Business Tasks.

At some new Basis Technologies customers over the years, this has required a rather time-consuming exercise of reconciling STMS import histories to come up with a list of inflight Transports to be migrated. To avoid this manual activity, a new utility Program has been built by Basis Technologies to help automate some of the analysis to identify the transports that need to be considered for migration prior to go-live of ActiveControl.

Utility report /BTI/TE_TRANS_DATAMIG (transaction: /n/BTI/TE_UTR_DATAMIG) can be run in the SAPGUI backend of Domain Controller.

BTI Transport Data Migration Analysis

Last Change Date of Transport: 07.10.2018 to 07.10.2019

Transport numbers: to

RFC for the Central System: TRANSPORT EXPRESS CONTROLLER

RFC for the DEV System: TRANSPORT EXPRESS ACD

Transports Released or Not

☒ ALL Transports

☐ Only transports Released

☐ Only transports not Released

Customising and Workbench Active Control codes for Transport Type

GUID for Customising transp:

GUID for Workbench transp:

System ID field options

☐ Leave System ID field blank

☐ get via COFILE

☒ get via AC Transport Path

AC Transport Path

AC Transport Path: ECC Path (RMCL)

Notes

- (1) This utility program requires the ActiveControl RFCs already having been created from the Domain Controller to all satellite systems.
- (2) The Excel template (which is produced as output of running /BTI/TE_TRANS_DATAMIG) still needs to be uploaded via /BTI/TE_ANALYTICS.
- (3) More information on this new report can be found in this [online Change Note](#)

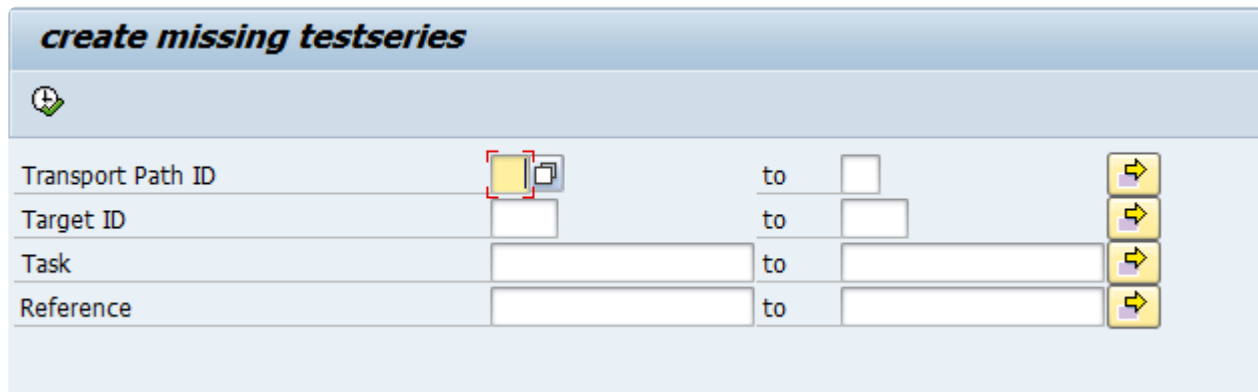
8.4.3. No open test series in a test queue

Over the years, several customers have reported infrequent – but recurring – issues relating to “No open test series found in a test queue”.

Given the infrequency it occurs – and the inability for our customers to replicate the issue – it has proven challenging for Basis Technologies to identify the root-cause of the issue to date.

As such, a new workaround Utility program /BTI/TE_RU_CREATEMISSINGSERIES has been created to serve two purposes

- 1) to enable Customers to manually resolve the issue retrospectively if/when it occurs.
- 2) for Customers that are seeing this happen more frequently to be able to proactively mitigate the issue by running periodically as a scheduled job.









create missing testseries			
			
Transport Path ID		to	
Target ID		to	
Task		to	
Reference		to	

Figure: Utility Program to create missing test series.

Configuration Steps

More details on this Change and its associated configuration and setup can be found in this online [Change Note](#)

If you do see this issue, Basis Technologies would still request that you raise a Support Ticket so that we get visibility of the issue, as we are keen to identify the underlying root-cause and be able to implement a permanent fix in the future.

8.5. Removal of “Pending Approval” functionality

ActiveControl historically had a Pending Approval capability – which has not really been actively used within the Product for 7-8 years.

Since it is not widely used by customers – the functionality has been deprecated in recent versions of ActiveControl.

Some remnants of the functionality still remained within the configuration and administration screens of the Product, these have been removed as part of ActiveControl 8.3

1. The Notification Type for “Approval Required: Pending” has been removed from /BTI/TE_RNOTIFICATION_ENGINE program
2. The underlying email notification object has been removed.
3. The (Pending) text has been removed from the Inbox Approvers tab in the target configuration screen within the Windows GUI.

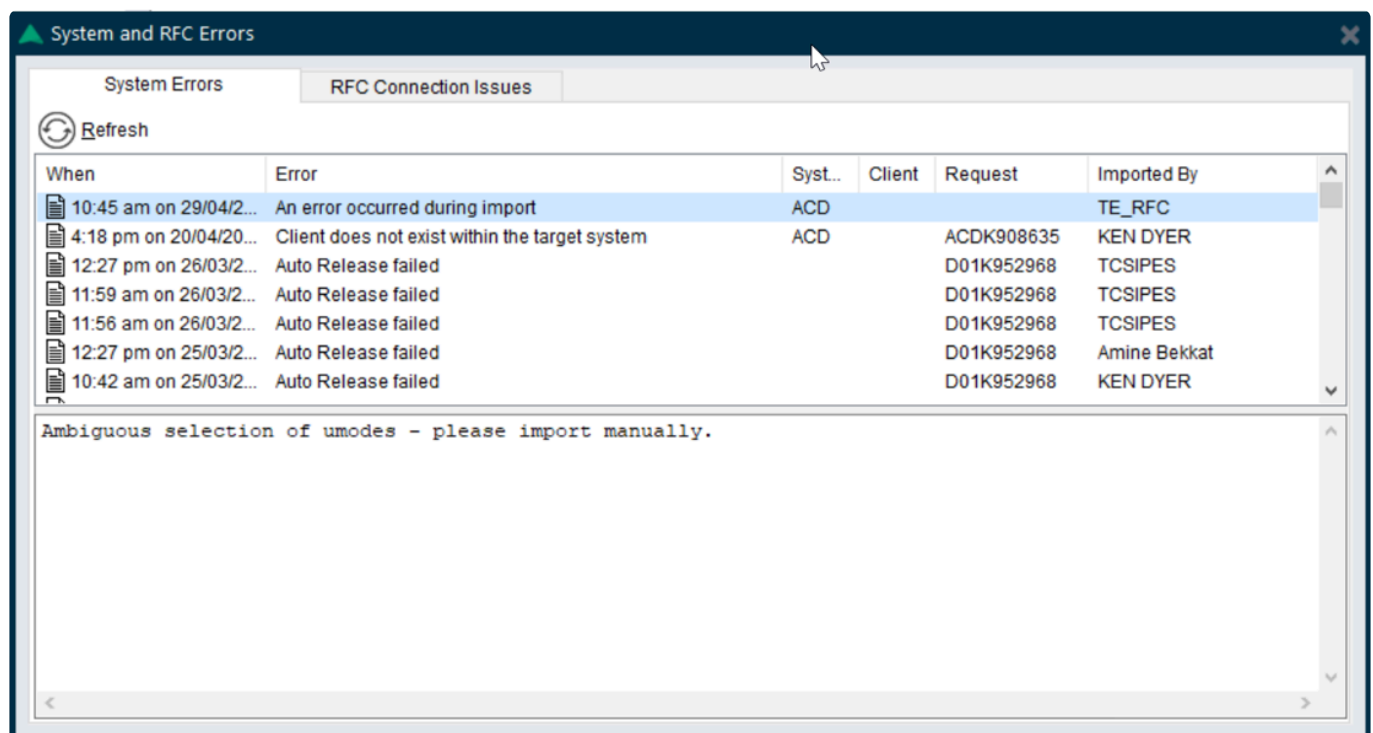
8.6. Fast Imports now take account of Unconditional Modes

Prior to ActiveControl 8.3, the unconditional modes set on Transport Form [Advanced Options] tab were not accounted for as part of a 'Fast Import (Import All)' import within ActiveControl.

This has been addressed as part of the latest ActiveControl – so that the umodes take effect regardless if it is 'One Request at a Time' or 'Fast Import (Import All)' import method that is used.

As part of this process, ActiveControl will check that all the Transport Forms all have the same umodes set.

If they do not, a System Error message will be generated: “An error occurred during import” – “Ambiguous selection of umodes – please import manually.”



Configuration Steps

There are no configuration steps for this new behaviour. However it is possible to affect or overwrite the behaviour by using User Exit /BTI/TE_EXIT_SAMPLE_0140.

More information on this can be found in this online [Change Note](#).

9. Bug Fixes (8.3)

9.1. New ‘Cumulative Patching’ support process

Since January 2020, Basis Technologies support team have introduced a new Cumulative Patching process for delivering patch fixes to customers.

This means that when a new bug is fixed for a customer after the release of ActiveControl 8.3 – an interim patch release (eg AC 8.3.1) is created by Basis Technologies. If a second fix is then required for a second customer, then a new interim patch release AC8.3.2 is created that includes this second fix plus also the fix for the first customer contained within AC8.3.1.

This means that a customer requiring a fix will always be given a cumulative patch fix containing all fixes delivered by Basis Technologies since the last main Release of ActiveControl.

This new Patching process has been introduced as Basis Technologies were increasingly encountering instances of different customers (both new customers plus existing customers that had upgraded to the latest Release) reporting the same bug issues. By introducing this interim Patching process, we believe it will largely avoid this inefficiency – and even more importantly, mean that Basis Technologies will in many cases already have an available fix that can be quickly provided to the Customer.

As part of this new Cumulative Patching Process, Change Notes will be created by Basis Technologies for every appropriate Change (both Enhancements and Bug Fixes) created by ActiveControl. We are hoping this will improve the visibility of changes being done to ActiveControl within our customer-base that has previously been possible within our long-standing Release Notes process.

Interim Patch Releases – and associated Changes Notes are available via our [online Knowledge Base](#)

9.2. Bug Fixes since AC8.2

Various bug fixes to previous releases are included in this latest ActiveControl 8.3 release.

A list of these fixes can be found in these [8.2 Cumulative Patch release notes](#)

10. Upgrading to ActiveControl 8.3

Basis Technologies do not backport Enhancements to earlier versions of ActiveControl, due to the effort and technical complexity involved.

Fortunately, upgrading to the latest version of ActiveControl is a relatively straightforward activity. Please refer to the ActiveControl Administration Guide for details of the key considerations and steps involved in performing such an upgrade.

If you are interested in upgrading to ActiveControl 8.3, please contact your Account Manager to discuss next steps. Basis Technologies would always strongly recommend that an ActiveControl upgrade is performed with formalised assistance from one of our Solution Specialists. This not only ensures that the benefits of the newer functionality can be more effectively reaped, it also helps ensure that any teething issues and questions encountered during the Upgrade process can be addressed in a timely manner.